

# NEWSLETTER

December 2005

A

A

V


L

D

*The American Association of Veterinary Laboratory Diagnosticians*

## 2006 AAVLD PRESIDENT

Dr. Donal O'Toole  
Wyoming State Veterinary Laboratory



## 2006 Executive Board

President.....	Donal O'Toole
President-Elect.....	Barbara Powers
Vice President.....	Grant Maxie
Immed. Past President...	Gary Osweiler
Secretary/Treasurer.....	Alex Ardans
North East.....	Alfonso Torres
South East.....	Ron Wilson
North Central.....	Dave Steffen
South Central.....	Richard Mock
North West.....	Bill Layton
South West.....	Carlos Reggiardo
Canada Provincial.....	Maria Spinato
Canada Federal, Ex-Officio.....	Shane Renwick
NVSL, Ex-Officio.....	Randall Levings

## Table of Contents

President's Message.....	3-4
Executive Board Minutes.....	5-13
First House of Delegates Meeting Minutes.....	14-16
Second House of Delegates Meeting Minutes.....	17
Foundation Awardees and Lifetime Members.....	18-19
Committee Reports.....	20-48
AAVLD Committee Chairs and Liaisons .....	49-50
Bacteriology Case Presentations Call.....	50
Pathology Slide Seminar Call.....	50
Call for Papers.....	51-52
AAVLD Trainee Travel Award Application.....	53
AAVLD Web Postings News.....	54
FAD Image Website Submission Information.....	54
World Association of Veterinary Laboratory Diagnosticians News.....	54-55
Future Meetings.....	55
Exhibitor & Sponsor Thank-you.....	56-57
Position Announcements.....	58-60
Foundation Donation Form.....	61
Membership Application.....	62

## AAVLD PRESIDENT'S MESSAGE



### **The tip of the spear needs to be sharper**

“May you live in interesting times” is a Chinese curse. And these are interesting times for diagnosticians. The need for an effective national diagnostic laboratory system is

underscored by concern that H5N1 avian influenza strains from Southeast Asia may soon land on our doorstep. A lot of national resources, as is appropriate, are going into the human health side. But it is evident that the National Animal Health Laboratory Network (NAHLN) may be put to the test very soon. As your president, and with the help of fellow officers Dr. Barb Powers, Dr. Alex Ardans, Dr. Gary Osweiler and Dr. Grant Maxie, it is my intention to continue to push for expansion of the NAHLN - more laboratories in the system, a better funding stream, and a focus on a uniform national response by state and federal laboratories performing high-volume, validated tests.

There are several issues that I wish our organization to address this coming year. Below they are listed in something approaching priority order.

### **1. Complete the NAHLN**

We are working with Federal partners to finalize the charter that specifies the role and functions of the steering committee of the National Animal Health Laboratory Network. As currently drafted, there is equal numerical representation of federal partners with AAVLD personnel, including three laboratory directors who serve staggered 3-year terms. The NAHLN steering committee meets once a month by conference call, except on four occasions per year when we meet face-to-face. Our next meeting is in January 2006 in Michigan. I would like to see the NAHLN pay some attention to two issues: high-impact endemic diseases, such as Bovine Viral Diarrhea Virus (BVDV), and the current shortage of young diagnosticians coming on the market. As you may have heard at the plenary sessions in Hershey this year, BVDV can be eradicated regionally and nationally. This might be an attractive target for the NAHLN - we should not be sitting on our backsides waiting for exotic diseases only, when we have endemic diseases as important as BVD and Johnes. A related issue is that, as our technical staff take on

NAHLN tests, it is increasingly obvious we need “back-fill” technicians to give them time to run the tests. We are asking a lot of most experienced technicians, particularly when they are trying to do their routine duties.

### **2. Current shortage of veterinary diagnosticians**

In the next month, I will ask laboratory directors in US and Canada to complete a Web-based questionnaire that addresses current and anticipated shortages of trained diagnosticians. The shortage is a common source of concern whenever diagnosticians get together. As those of you who tried to hire a fully trained diagnostic pathologist, toxicologist or virologist recently found, the market is tight. One source is to steal them from other AAVLD laboratories, but this is not a solution. As an organization we have never sought to quantify this shortage nationally. The survey will follow that of the American College of Veterinary Pathologists, which was undertaken several years ago. There is much talk at the moment about the need for public health veterinarians and related specialists. This has led to concrete initiatives by the American Association of Veterinary Medical Colleges and the USAHA/AAVLD committee on diagnostic laboratory and veterinary workforce development. As presently configured, these initiatives are becoming brick-and-mortar proposals that will strengthen the veterinary schools and the nation's research infrastructure, and widen the pipeline for veterinarians in general. But from a public health standpoint, its impact on the public health community may be vanishingly small. When it comes to recognizing public health and foreign animal disease threats, diagnosticians, state veterinarians and USDA Area-Veterinarians-In-Charge are the tip of the spear - and right now it is blunt. By quantifying these shortages, I hope the AAVLD can use this information to persuade policy makers that resources need to move into a fellowship training program that is *specifically* for diagnosticians who will remain in the discipline.

When you get this request, please complete it. The survey is expensive as we will use a private firm to undertake this and do the statistical analysis. We need a good response rate. A lot rides on gathering hard data on the current situation, particularly if we

are to influence the national debate on what are the critical shortages in veterinary medicine.

### **3. AAVLD's relationship with USAHA**

Our organization grew from the rib of the USAHA some 48 years ago. The relationship with USAHA has been of mutual benefit. The USAHA is listened to in Washington, and as the science/research arm of that partnership, access by AAVLD to policy makers is important for the continued health and responsiveness of state-funded laboratories. But, as you may know, our organization has been approached several times by other entities with proposals that we hold our joint annual meeting with them. During my term of office, should the rest of the executive agree, I would like some aspects of our relationship with USAHA to be re-defined. Specifically, I would like to propose that annual site selection be done jointly by both organizations. Until now, although AAVLD has input into the process, the decision of annual meetings is made largely by USAHA. Some sites have been less than ideal. One idea might be that USAHA decides the site one year, and AAVLD decides the site the following year. This would necessitate a change in the USAHA's constitution. We also need cleaner lines of communication over sponsorship at the national meeting.

### **4. AAVLD Exhibit & Facilities Coordinator**

And speaking of the national meeting, for many years, the AAVLD benefited from the work and efforts of Donna Dare, who acts as coordinator for exhibits and facilities at the national meeting. Donna is seeking to step down. We are looking for someone who is willing to take on this task, and grow the number of exhibitors who attend our meeting. There is an ad in this copy of the newsletter. Donna worked hard and successfully so this position is important. If you know of anyone who might be interested in this as a part-time job, please have them contact either me or Dr. Barb Powers.

### **5. On-line publication of JVDI**

The *Journal of Veterinary Diagnostic Investigation*, which is edited by Dr. Jerry Saliki, is an important facet of the AAVLD. Dr. Saliki came on board with the intention of increasing electronic accessibility of

the journal. Currently, the review process can be done on-line, which improves communication between first authors, the editor's office and reviewers, resulting in shorter submission-to-acceptance times. Dr. Saliki is now looking at the feasibility of putting the journal on the web, along the lines of ASM journals and Vet Pathology. The advantages are obvious - more visibility, better search features, and more accessible by busy diagnosticians from their desks. If the costs of going to an on-line version of the journal are reasonable, this is a road we should probably walk.

### **6. Attracting trainees to national meeting.**

This year was the first year we held a benefit auction for attracting trainees and graduate students to the national meeting. It was a success. We intend to continue this in 2006. Although establishing the next generation of effective diagnosticians is an issue that is far larger than it is within the gift of AAVLD to fix, as an organization we can do a better job at drawing young veterinarians, microbiologists, toxicologists and others into the diagnostic disciplines. Discipline-specific committees can raise money from their members, and use it for travel grants for trainees. The Pathology committee has done this for several years, and it was noteworthy this year how many of the pathology papers were given by graduate students and residents. The Virology committee is going to follow this example. I encourage you: if you wish to make a charitable donation, consider making it to the AAVLD Foundation. For residents early in their career, a \$500 or \$1000 to help them get to our national meeting makes a difference, and strengthens their resume. The Foundation will match up to \$500 raised by each discipline specific committee this year.

So let's make the 2006 meeting one where we see lots of young, new faces. They are the future of the AAVLD.

Donal O'Toole  
President, AAVLD  
dot@uwyo.edu

## AAVLD EXECUTIVE BOARD MEETING

Friday, November 4, 2005, 1 PM – 5 PM

Hershey Lodge & Convention Center, Hershey, PA

**Present:** Gary Osweiler, Bill Layton, Randall Levings, Ron Wilson, Grant Maxie, Alex Ardans, Barb Powers, Willie Reed, Carlos Reggiardo, Richard Mock, Dave Steffen, Donal O'Toole. **Guests:** Leon Thacker, Pat Blanchard, Jerry Saliki, Monte Reimers, Robin Schoen (National Academy of Sciences).

1. President Gary Osweiler called the meeting to order at 1:20p.m.
2. **APPROVAL OF MINUTES:** A motion to accept the minutes of the July 16, 2005 Executive Board meeting was made (Layton), seconded (O'Toole), and carried unanimously.
3. **TREASURER'S REPORT:** Dr. Alex Ardans presented the report of the Treasurer as follows:

January 1, 2005 – September 30, 2005

Checking Account Balance on Hand January 1, 2005:	\$184,176.83	
Total Administrative Operating Receipts	\$216,281.43	
Total Administrative Operating Expenses	(\$354,149.84)	
<b>ENDING BALANCE SEPTEMBER 30, 2005:</b>		<b>\$46,308.42</b>
Certificates of Deposit as of SEPTEMBER 30, 2005		
CD#000418518 (Maturity Date: January 13, 2006)	\$16,028.45	
CD#000475591 (Maturity Date: December 23, 2005)	\$14,941.09	
CD#650338112 (Maturity Date: March 30, 2006)	\$17,953.34	
CD#650338113 (Maturity Date: March 23, 2007)	\$49,821.79	
<b>TOTAL, CERTIFICATES OF DEPOSIT</b>		<b>\$98,744.67</b>
Mutual Fund, Edward D. Jones, as of SEPTEMBER 30, 2005		
Account #190876276      New Perspective Fund	\$107,644.97	
Account #165939129      Investment Co. of America	\$94,488.30	
Account #650338114      American Balanced Fund	\$49,535.77	
Account #650338119      Capital World Growth & Income Fund	\$28,281.92	
Account #650338120      Washington Mutual Investors Fund	\$24,922.37	
Account #650338121      Growth Fund of America	\$10,622.60	
<b>TOTAL, MUTUAL FUNDS</b>		<b>\$315,495.93</b>
<b>TOTAL ASSETS ON HAND- SEPTEMBER 30, 2005</b>		<b>\$460,549.02</b>
<b>FOUNDATION ASSETS</b>		<b>\$105,119.89</b>

Dr. Ardans noted several charges posted in August: accounting service charges were for 2004 tax preparation; hotel charges were for refreshments at the summer board meeting; postage and printing charges were associated with sending out ballots, dues notices and subscription rate cards. Travel charges in September were to support Dr. Osweiler's trip to Washington DC for the accreditation meeting with NVSL. Dr. Ardans also presented a summary of the new investments made in March 2005. Cash from checking was invested into CDs and low and moderate risk mutual funds. He recommended determining a reasonable reserve to keep on hand and suggested the organization consider plans for funds in excess of the reserve. The Association is indebted to Dr. Gosser for his forethought and vision in making outstanding investments for AAVLD.

The Financial Advisory Committee also recommended that the discrepancy between JVDI income and expenses be evaluated and that soliciting additional advertisements would be one possible way to increase revenue. Dr. Saliki noted that advertising rates for JVDI are low. The Board suggested that the Financial

Advisory Committee develop a plan for soliciting advertisements and increasing journal revenue. The Financial Advisory Committee, Program Committee, and Foundation will meet at some point to discuss fundraising and advertisement.

Dr. Ardans reported that USAHA is still interested in hiring an executive director and would like another association to share the costs and use of the position; however they have not yet been able to fill the position. AAVLD should establish its needs and evaluate whether the USAHA Executive Director position would appropriately fill these needs.

There was discussion regarding the possibility of adding fundraising responsibilities to job description for the AAVLD exhibit coordinator and incorporating commissions for the person in this position. Donna Dare is considering stepping down from this position, and the Association will need to find someone to train to replace her. Donna has done an excellent job in this position for a number of years and should be recognized.

A motion to accept the Treasurer's report was made (Layton), seconded (O'Toole), and carried unanimously.

#### **4. PRESIDENT'S REPORT**

Dr. Gary Osweiler reported that after the Board directed him to contact USDA-APHIS and initiate a request to consider mutual accreditation issues between AAVLD and APHIS; a representative group from AAVLD met in Washington with Dr. John Clifford, APHIS Deputy Administrator, and his staff to discuss respective viewpoints on a mutual accreditation. There was an agreement to proceed with a more interactive and mutual approach. NVSL agreed to an unofficial, introductory visit by an AAVLD site visit team. It was suggested that NVSL have a representative serve as an ex-officio member on the AAVLD Accreditation Committee. Dr. Osweiler noted that this meeting had provided an opening for communication and should be an excellent step toward a fuller understanding of how to reach the goal of recognition for both AAVLD accredited state diagnostic laboratories and federal laboratories as having met international standards.

NAHLN activities have progressed significantly this year. The current funding outlook for FY 2006 appears improved by approximately \$1M over last year. Validation of the CSF test is nearing completion. In addition the Steering committee recommended the addition of the AAVLD president elect to the steering committee. This year some 30 laboratories were designated as NAHLN laboratories in addition to the 12 pilot laboratories. Dr. Osweiler is optimistic about the situation; progress has been made and things are going in the right direction. He noted the need for better organization in how support is requested for the NAHLN.

This year, at request of AAVLD Executive Board, the NAHLN coordinator authorized a summary of NAHLN meeting minutes that can be distributed to AAVLD membership. In addition, a NAHLN newsletter is being developed which will allow state laboratories to provide the newsletter to their constituents and to add items to the newsletter of local interest in their state.

AAVLD interacted to urge legislative support of the *Food and Agriculture Defense Initiative* which funds the NAHLN laboratories. Executive Board members and Laboratory Directors contacted individual senate committee members in the funding process. In addition, Dr. Osweiler requested that the AVMA Legislative Advisory Committee consider supporting full NAHLN funding in their legislative agenda priorities. This was favorably reviewed by the committee and will be pursued within AVMA for the coming legislative year.

The Strategic Plan Review, developed by the Strategic Planning Committee, was reviewed by the Executive Board in July and recommendations were returned to the Committee for their consideration at the Annual Meeting. The plan advanced by the Committee is recommended as a biennial effort to keep our mission and goals continually under review.

USAHA and AAVLD approved a Joint Committee on Animal Emergency Management. This is in part a continuation of the efforts of the Emergency Preparedness Work Group that developed an excellent and extensive document "Suggested Laboratory Guidelines for Animal Health Emergency Management", but goes beyond the laboratory for a more comprehensive package of responsiveness to animal health emergencies. Pat Blanchard will represent AAVLD as Co-chair of the Committee with Keith Roehr for USAHA.

Accreditation has made continued advances with the plan put in place for new requirements for accreditation that will make us compatible with OIE guidelines by 2007. Dr. Thacker and his committee are to be commended and congratulated for this extensive and important task that will influence AAVLD well into the future. This year's pre-meeting symposium stressing Quality Assurance as well as a NAHLN workshop is a significant advancement in the federal and state cooperation that will continue to be essential to diagnostic excellence and recognition worldwide.

Dr. Osweiler expressed his gratitude to Dr. Reed, who is rotating off the board, for all of his help. He also expressed his appreciation for the enthusiasm of everyone in the group.

There was discussion regarding the next steps with NVSL and AAVLD Accreditation including the expected outcomes of the NVSL site visit, the importance of confidentiality and plans for future accreditation. Dr. Thacker noted that the Accreditation Committee plans to move to adopt a quality checklist audit method similar to that used by A2LA for standard AAVLD accreditation visits. The site visit report will consist of a 3-4 page summation and the checklist noting nonconformances. Dr. O'Toole will send a letter to Dr. Clifford with a copy of the checklist for his information and the names of those who will be on the NVSL visit team.

## 5. COMMITTEE REPORTS

### A. Accreditation

Dr. Leon Thacker reported that the Accreditation Committee met on November 3<sup>rd</sup> and 4<sup>th</sup>, 2005. The November 3<sup>rd</sup> meeting was shortened so that committee members could attend the NAHLN/AAVLD QA Committee Joint Symposium. He is pleased with the resolve of AAVLD member laboratories to implement the new Quality Assurance standards.

The committee received three site visit reports and all three laboratories received full accreditation. Six laboratory updates were received. The committee only has a two routine site visits scheduled for 2006 in addition to three revisits for laboratories on provisional status. The committee's finances are solvent. The format of site visit reports will be changed to the summary/checklist format as previously discussed.

The committee is working on developing definitions of types of lab management models, in part to help define how laboratories will be billed for site visits. Under consideration is the requirement that all branch laboratories must be included in the site visit if they are to be included in a laboratory system's accreditation. The committee reviewed site visit expenses and determined that the laboratory is responsible for paying for the site visit team's lodging, meals and local transportation.

Dr. Thacker noted that several questions arose at the November 4<sup>th</sup> Quality Assurance meeting and that the committee welcomes any questions. He acknowledged that many questions are likely to arise as the new system is implemented. He appreciates the efforts of the QA committee and values their work.

Dr. Thacker recognized Dr. Osweiler's excellent letter to Dr. Clifford and the Accreditation Committee appreciates his efforts.

Members of the Board reported concern from the members of the House of Delegates regarding receipt of feedback on submitted Quality Manuals. Dr. Thacker apologized for the delay and reported that

every effort would be made to return the manuals with feedback after the end of the Annual Meeting. The reviews have been completed and all manuals were approved.

## **B. Publications**

### **i. JVDI**

Dr. Jeremiah Saliki reported that the transition of JVDI to Georgia has been successfully completed. Most JVDI business is now being conducted electronically, which is important with the JVDI editor and editorial assistant in different locations. Electronic copyright transfer agreements are being transferred onto the AAVLD server in Iowa for permanent storage. Permanent email addresses have been set up for the JVDI editor and editorial assistant at [jvdi.org](http://jvdi.org).

The journal is currently ranked 39<sup>th</sup> out of 123 in the Veterinary Sciences category with an impact factor of ~1. This ranking will be difficult to improve because the journal is only published bimonthly. A total of 170 manuscripts have been submitted for 2005, compared to 138 in 2004. Dr. Saliki attributes the increase to increased visibility due to online manuscript submission. There have been 118 manuscripts published in 2005. Manuscript submission from countries outside the United States has also increased. Turnaround time for manuscript review has decreased since the implementation of online manuscript submission and review.

Dr. Saliki currently spends approximately 20 hours/week on the journal. He noted that the time commitment should be made clear to whoever succeeds him as journal editor. Currently a large portion of time is spent on reviewing and revising manuscripts submitted from foreign countries in which the science is good, but the format or writing is not acceptable. The Publications Committee and the Board suggested that Dr. Saliki not spend time on these articles and instead write a letter to the author indicating that the manuscript must be rewritten.

Implementation of online manuscript submission has been highly successful. If manuscript submissions continue to increase it may be worthwhile to consider publishing the journal monthly. If this growth in submissions is sustained there will be a need to increase the editorial assistant's time commitment from 75% to 100%.

Changes to the editorial board have been made and there will be six new members for 2006. Editorial Board appointments are now staggered, as indicated in the Bylaws, which allows new people opportunities to get involved. There is currently an opening for a member with a molecular pathology specialty and Dr. Saliki is looking for candidates.

Online publishing is the next logical step for JVDI and would increase the journal's visibility. Dr. Saliki will research online publishing and will present options and costs to the Board at the next meeting. Dr. Saliki also suggested finding a company to sell the translation rights for JVDI to, in order to have the journal translated to another language, possibly Spanish. Dr. Saliki will gather more details and will present to the Board at a later date. The possibility of including reviews in each issue of the journal will be discussed with the Editorial Board.

### **ii. Web Site Update**

Dr. Dave Steffen reported that the Publications committee plans to explore the option of hiring a graphic artist on a one-time basis to redesign the public side of the AAVLD website. Jerry Saliki mentioned that they might also consider having that person redesign the JVDI website at the same time. The committee will present specifics at the February meeting.

Dr. Steffen also reported that Manuscript Central, which is used for JVDI online manuscript submission, could also be utilized for monograph review. Monographs could be submitted through



Manuscript Central and then published on the web or sent to the Executive Committee for financial approval if hard copy distribution is desired.

Dr. Bruce Janke will remain on as web editor, but the committee will periodically help to review the content of the website.

### **C. Program Committee**

Dr. Donal O'Toole reported that there are a total of 118 presentations in program this year. There was a good graduate student turnout including 14 pathology students and several students in various other disciplines. Thirty items were received for the Foundation Auction and a website was developed to advertise the items. A poster for AAVLD was also developed and will be displayed at the President's Reception.

Dr. O'Toole noted that only one sponsor had been secured. Several companies that had previously sponsored the meeting declined this year. Problems with sponsorship solicitation include the lack of formal numbers for sponsoring specific events and lack of coordination of sponsor solicitation with USAHA. Dr. O'Toole has developed a list of sponsorship opportunities and corresponding costs to review with USAHA for consistency when soliciting sponsors.

### **D. Canada Report** – Dr. Grant Maxie presented the Canada report on behalf of Dr. Shane Renwick as follows:

#### 1. Canadian Animal Health Surveillance Network (CAHSN)

Funding from the Department of National Defence and in-kind contributions from the Canadian Food Inspection Agency (CFIA), the Public Health Agency of Canada (PHAC), provincial and university veterinary diagnostic laboratories are providing support for the formation of the CAHSN. The first meeting of network partners was held at the National Centre for Foreign Animal Disease (NCFAD) in Winnipeg on October 6-8, 2005. Dr. Paul Kitching, Director of NCFAD and Dr. Wayne Lees, Chief Provincial Veterinarian for the province of Manitoba are project leaders.

The principle initial objective of the CAHSN is to develop early detection capability for key high threat diseases (FMD, END, CSF and AI). An important tool to be used by the CAHSN will be web based software developed by PHAC to support the Canadian Public Health Intelligence Network (CPHIN).

#### 2. Avian Influenza

The 2004 British Columbia HPAI outbreak has resulted in two major national AI surveillance initiatives for 2005 both of which are currently underway. The first is a national wild bird survey led by the Canadian Cooperative Wildlife Health Centre (CCWHC) at the University of Saskatchewan and involving six CAHSN labs and the NCFAD. Some 4800 healthy waterfowl were sampled across Canada in August and September. Testing has commenced (RRT-PCR for matrix, H5 and H7) and thus far has detected a number of H5 subtypes of AI in several provinces. Full characterization and N subtyping and molecular sequencing is currently underway at the NCFAD in cooperation with the PHAC.

The second major initiative is a national serological survey of slaughter poultry which gets underway this week. Flocks serologically positive for H5 or H7 will be sampled to attempt to detect virus on farm.

#### 3. Canadian Animal Health Laboratorians Network (CAHLN) Meeting 2006

The CAHLN Annual Meeting will be held June 4-7, 2006 in Ottawa.

#### 4. New President of the Canadian Food Inspection Agency

Mr Francois Guimont was appointed on September 12, 2005 as president of the CFIA replacing Mr. Richard Fadden. Mr. Guimont was previously Associate Deputy Minister for Public Works and

Government Services. Mr. Guimont holds two Master of Science Degrees (one in Water Science from the Institut national de la recherche scientifique at the University of Quebec, and one in Civil Engineering from Laval University). He also holds a Bachelor's Degree in Biology from the University of Ottawa

5. International Reference Lab status for BSE and AI for NCFAD

Proposal for recognition of CFIA NCFAD Laboratory in Winnipeg to be recognized as an International Reference Laboratory for BSE and AI was submitted and considered by Biologic Standards Commission September 21 - 23, 2005. CFIA was advised that designation of Winnipeg as an International Reference Laboratory for BSE and AI has been recommended by the Standards Commission and will be presented to the General Session in May 2006 for adoption by the International Committee.

6. BSE Surveillance testing

Over 46,000 animals have been tested during 2005 (to Oct 28) in the National Enhanced BSE Surveillance Testing program. The target for 2005 of 30,000 tests was met in June. CFIA labs in Lethbridge and St-Hyacinthe have replaced the Prionics Check western rapid test with the Prionics PrioStrip effective Nov 1, 2005.

**E. Membership**

Dr. Barb Powers reported that the Membership Committee will meet in the evening on November 5<sup>th</sup>, 2005. A New Member Orientation will be held at 5:15 PM November 4<sup>th</sup>, 2005. There were a total of 1271 members for 2005.

**F. Credentials**

Dr. Barb Powers reported that the House of Delegates was published in the August newsletter. Several changes have been made to the published list.

**G. Foundation**

Dr. Barb Powers reported that the Foundation Committee will meet after the Foundation Auction November 4, 2005. The auction was organized by Donal O'Toole. The Foundation met with a fundraiser in July to discuss fundraising opportunities and the future of the Foundation. The Foundation will be refocusing its effort to promote student involvement in AAVLD and veterinary diagnostics. The poster developed by Dr. O'Toole will be made into a brochure.

**H. NVSL Report** – Dr. Randall Levings reported on the following:

Dr. Levings distributed copies of the new National Veterinary Services Laboratories brochure. A packet will be put together with this brochure and other materials. A NVSL annual report is also in preparation. The 2004 USDA-APHIS annual Animal Health report (90 pages) is now available at: [http://www.aphis.usda.gov/lpa/pubs/2004\\_us\\_animal\\_health\\_report.pdf](http://www.aphis.usda.gov/lpa/pubs/2004_us_animal_health_report.pdf) .

Assays/Diseases:

Equine piroplasmiasis ELISA was re-implemented in August 2005 and pre-import testing is provided. The VMRD kit is used and if there are any issues with the results, the NVSL ELISA is also run. The EIA lab moratorium continued and exceptions may be granted. BVD virus panels for VI, rtPCR, and IHC tests are in progress and hopefully will be provided to State labs in 2006. The *B. ovis* ELISA project is progressing.

The vesicular stomatitis outbreak is beginning to decline in intensity. The Vesicular Stomatitis Virus (VSV) working group is continuing its work. Three issues from the group include 1) vaccination; 2) testing (including by State labs); and 3) consideration of VSV as endemic. A memo recommending against vaccination has been submitted.

Over a half million samples have been tested for BSE by NAHLN labs and all regions exceeded goals. The 20,000 normal animal testing is in full swing and internal USDA reports have been prepared apace. All stated goals will be completed before 18 months are up at the end of November. \$17M was appropriated for BSE surveillance based on 40,000 samples. A new kit has been selected and the program is ready to train and bring new labs on board. Depending on public perception, the program could be ready to move toward maintenance

A \$91M supplemental is expected for Avian Influenza before Thanksgiving, but is still under discussion. The Low Pathogenic Avian Influenza budget line has decreased due to carrying forward indemnity. The operating budget remains the same.

#### NAHLN:

Dr. Levings distributed the NAHLN fact sheet, NAHLN Quarterly newsletter and Strategic Plan.

A NAHLN workshop was held November 3, 2005 and good feedback has been received. Periodic workshops are under consideration. There may be a joint NAHLN and Emergency Preparedness workshop next year. The NAHLN currently includes 49 laboratories in 41 states. Development of the IT system continues.

There have been 29 labs trained for Classical Swine Fever through train the trainer. Cooperative agreements are in place with 12 state labs and 18 labs are set to submit samples in FY05.

Budget increases were received as follows: \$2.1M NAHLN support in APHIS Veterinary Diagnostics, \$1.9M NAHLN activities in APHIS Animal Health Monitoring System, \$1M NAHLN/ Plant Diagnostic Lab Network (PDLN)/EDEN in CSREES.

#### Strategic Plan:

Dr. Levings distributed the NVSL Strategic Plan update. The document will be published periodically and is available on the web. Comments on format and content will be accepted. Veterinary Services has 11 high priority initiatives for FY06. Both NVSL and APHIS have identified NAHLN as a top priority initiative.

#### Facilities:

Dr. Levings distributed a National Centers for Animal Health fact sheet that summarizes the modernization plan. DHS received \$3-5M for FY05 to get started on the concept of replacing the Plum Island Animal Disease Center (PIADC). In FY06 DHS (in their appropriation) had \$23M for study through design (A&E).

#### Quality Assurance:

All five QA managers have been hired and training on internal audits has been conducted. All four areas seeking accreditation have been internally audited. Veterinary Services met with AAVLD representatives in August and a common goal of OIE standards was reached.

#### IT:

A contractor has been hired for NVSL LIMS.

## I. Nominations

Dr. Gary Osweiler reported that the results of the election for 2006 Executive Board members are as follows: Vice President – Dr. Grant Maxie, Southeast Representative – Dr. Ron Wilson, and Northeast Representative – Dr. Alfonso Torres.

## **J. Awards**

Dr. Willie Reed reported that all awardees have been selected with exception of the Student Poster and Presentation awards. The awardees will be announced at the AAVLD/USAHA President's reception November 6, 2005.

## **K. FERN**

Dr. Willie Reed reported that there are currently 119 laboratories included in the FERN including 10 veterinary diagnostic laboratories. Pennsylvania has an application pending. Training opportunities are available through FERN and some laboratories participate in proficiency testing.

## **6. OLD BUSINESS**

### **A. JVDI Editor Honorarium**

Dr. Gary Osweiler reported that the JVDI editor honorarium has been at the same level for many years. The Publication Committee has recommended that the Board consider doubling the honorarium and increasing the editorial assistant to a 100% FTE commitment. No research has been done on comparable association honorariums or salaries.

A motion to increase the editor's honorarium to \$2,000 per issue was made (Wilson), seconded (Powers) and, after discussion, carried unanimously.

A motion to support increasing the editorial assistant position to full time with an increased allocation for salary equivalent to the time commitment, consistent with needs of the editor was made (Reggiardo), seconded (Powers) and, after discussion, carried unanimously.

Dr. Donal O'Toole will contact Dr. Saliki to discuss the changes.

### **B. Standardizing IHC in Accredited Laboratories**

Dr. Donal O'Toole presented proposed IHC standards developed by members of the Pathology Committee. The document has been discussed with the Quality Assurance and Accreditation Committees. The Accreditation Committee requested that the document be changed from "requirements" to "best practices" and that the personnel qualifications are brought in line with those listed in the Essential Requirements. Once finalized, the guidelines will be posted online as a "Best Practices" document. The document will be taken back to the Pathology Committee for further discussion as several board members indicated it had not addressed issues raised in the draft presented last year to the pathology committee.

### **C. Personnel/Hiring/Staffing/Recruitment survey**

Dr. Donal O'Toole reported that he was not able to do a survey prior to the Annual Meeting, but still thinks it would be valuable to complete. There is a need to quantify and document personnel shortages in laboratories. Dr. O'Toole will approach survey specialists at the University of Wyoming and Colorado State University to see if they would be able to perform the survey.

### **D. Approaches for Meeting Sponsors**

Dr. Donal O'Toole reported poor communication between AAVLD and USAHA regarding solicitation of meeting sponsors lead to some overlapping sponsorship requests this year. There is a need to clarify and unify the approach for soliciting sponsorships. A meeting will be arranged with the President, President-Elect and Secretary/Treasurer of both associations. The purpose of the meeting will be to develop and agree upon guidelines for sponsor solicitation including donation levels and which companies each association should approach.

## **E. AAVLD Logo Usage**

Use of the AAVLD logo on documents of accredited laboratories was discussed. Guidelines for logo usage will be developed and reviewed at the winter meeting. Dr. Alex Ardans noted that A2LA has guidelines on usage of their logo that can be used as a reference.

## **F. Summer Meeting**

Due to concerns regarding the high cost of holding the summer meeting in Hawaii with AVMA alternate locations and times were discussed. Suggestions were also made for changing the winter meeting as well. The Secretary/Treasurer's office will survey the Executive Board via email and a decision will be made by the Executive Committee regarding the location after analyzing the results of the survey.

## **7. NEW BUSINESS**

### **A. National Academy of Sciences**

Dr. Robin Schoen from the National Academy of Sciences discussed the purpose and goals of the Academy. It is an independent organization that responds to requests for studies on sciences. She also presented information on an animal health study currently being conducted, which was initiated by the Academy itself. One conclusion of the study so far is that some kind of coordinating entity is needed in the animal health field commensurate with the efforts in the human health field. The goal of being at the AAVLD/USAHA meeting is to talk to people about how they should focus phase II of the study. Dr. Schoen welcomed any ideas from the members of the Board and noted that people could contact her within the next few months with any input. Members of the Board noted that one of the challenges facing animal health is the large discrepancy in the amount of money dedicated to human health versus animal health. Dr. Schoen would like to maintain contact with AAVLD and will work with Dr. O'Toole to continue to receive feedback from AAVLD.

### **B. Graduate Student/Resident Membership Bylaws Change**

Dr. Alex Ardans recommended a change to the Bylaws increasing the maximum number of years of membership allowed at the Graduate Student/Resident level. The current maximum is four years. A motion to increase the maximum to seven years was made (Powers), seconded (Maxie), and carried unanimously. The proposed change will be submitted to the Constitution, Bylaws and Resolutions Committee for presentation to the House of Delegates.

### **C. CABI Complimentary Subscription Request**

In response to a request received from CABI a motion to approve a one-year complimentary subscription for CABI was made (Ardans), seconded (Maxie) and carried unanimously.

### **D. CAEM Draft Recommendation**

Dr. Pat Blanchard presented a draft recommendation from the Joint AAVLD/USAHA Committee on Animal Emergency Management that urges EPA, USDA, DHS, DHHS and other appropriate agencies to increase the number of approved disinfectants for FAD response. A motion to support the recommendation was made (Reed), seconded (Layton), and carried unanimously.

### **E. Secretary/Treasurer's Assistant Salary**

Dr. Alex Ardans requested a cost of living increase for the Secretary/Treasurer's office assistant position. The request was unanimously approved.

## **8. NEXT MEETING**

The next meeting will be scheduled after survey of the board regarding location of the winter and summer meetings.

Meeting adjourned at 5:24 p.m.

## MINUTES OF THE AAVLD FIRST HOUSE OF DELEGATES MEETING

Hershey Lodge & Convention Center, Saturday, Saturday, November 5, 11:20AM-12:00 PM, Nigerian Room

Call to Order: President Gary Osweiler called the meeting to order at 11:45 am.

Roll Call: Secretary/Treasurer Alex Ardans called the role of delegates from the states and provinces. With forty-two state and provincial representatives present, a quorum for business was declared.

Treasurer's Report: Alex Ardans presented the Treasurer's report as follows:

A different investment strategy was implemented this year. Some of the cash reserve was invested for the association. Cash on hand is now approximately \$46,000.00 and total assets are \$460,000.00. The Foundation has a total of \$105,000.00 in checking and mutual funds. The Accreditation Committee funds are solvent. Dr. Ardans noted that the annual meeting is an important source of income for AAVLD which in part comes from exhibitor fees and reminded everyone to stop by the exhibit hall say hello to the vendors and thank them for coming.

A motion to accept the report was made (McElwain), seconded (Thacker), and carried unanimously.

President's Report:

Gary Osweiler reported that it has been a successful past year for AAVLD. Advances have been made in Accreditation and Quality Assurance. NAHLN activities have progressed and efforts to expand and seek full funding for the NAHLN are moving forward. Allied group involvement has increased. Membership is up and finances are solvent. The Annual Meeting program is proceeding successfully.

Dr. Osweiler expressed his thanks to Willie Reed for representing AAVLD at the 2005 OIE meeting. The Accreditation program has continued to advance and there were approximately 180 attendees at the NAHLN/QA Joint Symposium on November 3, 2005.

At the request of the Executive Board Dr. Osweiler contacted USDA/APHIS regarding mutual accreditation. Meeting was held to discuss accreditation and some progress made, but AAVLD needs to continue to pursue mutual international recognition for State and Federal labs. NAHLN CSREES funding received a \$1M increase. However, it is still not fully funded. AAVLD influence on the NAHLN Steering Committee has increased from one to three representatives. Dr. Osweiler expressed his thanks to outgoing committee members, Terry McElwain and Willie Reed, for all their work on the NAHLN.

AAVLD representatives met with USAHA in Washington DC in March 2005. This meeting is a good opportunity for political influence. The NAHLN was accepted as an AVMA Advisory Committee agenda item and will next go the AVMA Executive Board for support. Hopefully AVMA will support the NAHLN and help to influence achievement of full funding.

USAHA and AAVLD approved a Joint Committee on Animal Emergency Management. This is in part a continuation of the efforts of the Emergency Preparedness Workgroup, which developed the document "Suggested Laboratory Guidelines for Animal Health Emergency Management". Pat Blanchard will represent AAVLD as co-chair of the Committee.

Standing and Special Committee Reports:

1. Accreditation Committee: Leon Thacker reported that the Accreditation has met four times since the last annual meeting. All members were present. Three site visit reports were received and approved at the November 4, 2005 meeting. There are three laboratories scheduled for revisits and two for routine visits in 2006. The committee reviewed site visit expenses and determined that the laboratory is responsible for paying for the site visit team's lodging, meals and local transportation. The Committee is working on a new site visit format using a quality checklist audit method based on the AAVLD Essential Requirements similar to that used by A2LA. The site visit report will consist of a 3-4 page summation and the checklist noting nonconformances. The Washington State laboratory

consented to be the first laboratory audited using this method and the visit was very successful. The new format will be more direct and will align with the doctrine of “Say what you do and do what you say”. Dr. Thacker noted that he is very proud of the many accomplishments made by the Accreditation Committee over the past several years. The Committee’s finances are still solvent. The Committee may now be requiring that all branch laboratories included in a laboratory’s accreditation be visited in person. Dr. Thacker thanked everyone for their patience with all of the changes in the AAVLD Accreditation process and the attention that has been given to the new requirements. He apologized for the late return of laboratory Quality Manuals and noted that all manuals had been approved.

2. Program Committee: Donal O’Toole reported that 122 abstracts were submitted, with 118 accepted. There are 5 Scientific Sessions on Saturday afternoon and 4 half-day-long Scientific Sessions on Sunday. There was an attempt to hold a Food Safety session this year, but not enough abstracts were received. An attempt to incorporate a Clinical Pathology session was also unsuccessful. The Foundation Auction, held at the AAVLD President’s Reception, was a success. Dr. O’Toole expressed his thanks to the Program Committee for their assistance and fast turn around reviewing abstracts. The members of the Program Committee are listed in the abstract book. Dr. O’Toole also expressed his appreciation to Gary Osweiler for his assistance with the program.
3. Publications Committee: Dave Steffen reported that the Publication Committee met in the morning of November 4, 2005. The committee is in need of two additional members and is currently accepting nominations. The committee is also looking for someone to work with Dr. Janke on improving the public web page. The workload of the JVDI editor was reviewed and the committee made a recommendation to Executive Board to consider increasing the honorarium. The review procedure for monographs will be posted on web page.
4. Foundation Committee: Barb Powers reported that the Foundation met following the Auction on November 4, 2005. Foundation assets are \$105,000. The auction raised \$6,825, and will be continued in coming years. The Foundation is going to challenge committee chairs to set up matching funds for discipline travel awards. The committee plans to refocus its efforts on increasing student involvement in AAVLD and veterinary diagnostics. Paige Carmichael will take over for Dr. Powers as chair of the committee.
5. Strategic Planning Committee: The committee meets November 6, 2005 at 3 pm. The report is deferred until next House of Delegates meeting. The committee will be reviewing a plan developed last year which was reviewed by the Executive Board in July 2005.
6. Constitution and Bylaws Committee: Dave Steffen presented three proposed amendments to the Bylaws for consideration.

#### Bylaws

Article IX      Membership and Dues  
Section 7      Graduate Student/Resident Membership

OLD              Any individual interested in and/or engaged in the field of disease diagnosis in animals who is concurrently pursuing residency training or graduate studies in a discipline directly related to animal disease diagnosis shall be eligible for Graduate Student/Resident Membership. This membership classification by an individual shall be limited to a maximum period of four (4) years.

NEW              Any individual interested in and/or engaged in the field of disease diagnosis in animals who is concurrently pursuing residency training or graduate studies in a discipline directly related to animal disease diagnosis shall be eligible for Graduate Student/Resident Membership. This membership classification by an individual shall be limited to a maximum period of seven (7) years.

RATIONALE      Current combined degree programs take longer than four years to complete. Extending the maximum for Graduate Student/Resident membership will allow students in these programs the discounted membership while completing these programs.

Bylaws  
Article II      The President-Elect  
Section 4

OLD    The President-Elect, with the assistance of the Publication Committee, shall be responsible for organizing the Annual Scientific Meeting of the Association.

NEW    The President-Elect, with the assistance of the Program Committee, shall be responsible for organizing the Annual Scientific Meeting of the Association.

RATIONALE    The change in committee responsibilities section of the bylaws was made in a previous year, but was overlooked in this section of the bylaws.

Bylaws  
Article VIII      Committees  
Section 5      Membership Committee

OLD    This committee shall be chaired by the Vice-President and shall consist of seven (7) members representing each of the seven (7) regions of the Association.

NEW    This committee shall be co-chaired by the Vice-President and shall consist of seven (7) members representing each of the seven (7) regions of the Association.

RATIONALE    This committee has been co-chaired for a number of years and the change is proposed to bring the bylaws up to date with Association practices.

The proposed Bylaws amendments will be reviewed and voted on by the House of Delegates at the next meeting on November 7, 2005.

New Business:

1. Dr. Gary Osweiler announced that the incoming Vice President of AAVLD for 2006 is Dr. Grant Maxie. The Northeast representative is Dr. Alfonso Torres and the new Southeast representative is Dr. Ron Wilson.
2. Dr. Osweiler thanked Dr. Willie Reed for his four years of service as AAVLD Vice President, President Elect, President and Immediate Past President.

A motion to adjourn was made (Thacker), seconded (Powers), and carried unanimously. The meeting was adjourned at 12:25 PM by Gary Osweiler.



## MINUTES OF THE AAVLD SECOND HOUSE OF DELEGATES MEETING

Hershey Lodge & Convention Center, Monday, November 7, 11:45AM-12:05 PM, Nigerian Room

Call to Order: President Gary Osweiler called the meeting to order at 11:45 am.

Roll Call: Secretary/Treasurer Alex Ardans called the role of delegates from the states and provinces. With thirty-six state and provincial representatives present, a quorum for business was declared.

Passing of Gavel: President Osweiler passed the gavel to President-elect O'Toole who presented President Osweiler with a plaque for distinguished service to AAVLD.

President's Message: President O'Toole stated that the one message he felt the organization needs to focus on is attracting, recruiting, and training veterinary diagnosticians.

### Standing Committee Reports:

1. Strategic Planning Committee: Dave Zeman reported that the committee met on Sunday, November 6, with 13 in attendance. A revision of the organization's draft strategic plan will be sent to President O'Toole for posting on the AAVLD web site.

### Special Committee Reports:

1. Dave Steffen brought forward proposed By-law changes as presented at the First House of Delegates Meeting, November 5, 2005 (See pages 14-16).

#### Bylaws

Article IX      Membership and Dues  
Section 7      Graduate Student/Resident Membership

A motion to approve this proposed bylaw was made (Maxie), seconded (Reed) and approved unanimously.

#### Bylaws

Article II      The President-Elect  
Section 4

A motion to approve this proposed bylaw was made (Pace), seconded (Jillson) and approved unanimously.

#### Bylaws

Article VIII    Committees  
Section 5      Membership Committee


A motion to approve this proposed bylaw was made (Layton), seconded (Adaska) and approved unanimously.

### Other Business

President O'Toole announced that next year's meeting will be held in Minneapolis, Minnesota. The Program Committee meeting is at 1:30 p.m. in the Cocoa Room 1. He made an appeal for suggestions to celebrate AAVLD's 50<sup>th</sup> anniversary coming up in two years.


Meeting adjourned at 12:05 p.m.

## 2005 FOUNDATION AWARDEES



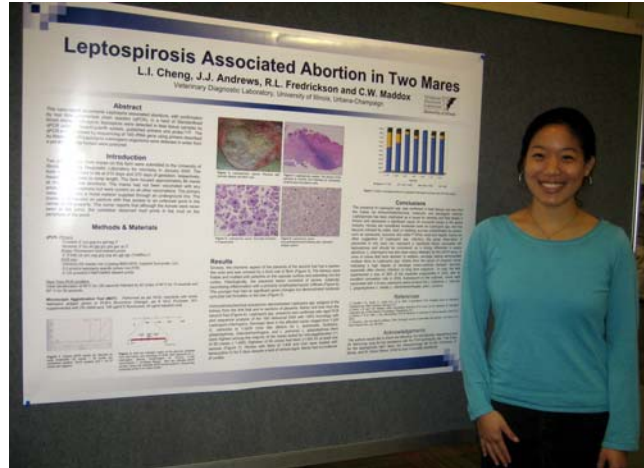
The AAVLD's highest honor, the **EP Pope Award** was presented by Dr Willie Reed (far left), Awards Committee chair, to Dr Patricia Blanchard (center) at the joint AAVLD and USAHA President's Dinner. The EP Pope Award is given to an AAVLD member who has made noteworthy contributions to the Association and to implementation and recognition of the specialty of veterinary diagnostic laboratory medicine.

**Pioneers In Virology Award** was presented by the Virology Committee to Dr. Robert Crandell (right). A write up is included in the August 2005 newsletter.



**Lifetime Memberships** were awarded to Drs. John J. Andrews (top left), Robert D. Glock (top right), Lorraine J. Hoffman (bottom right), George A. Kennedy(not pictured) and Gavin Meerdink (bottom left) for outstanding contributions to AAVLD and veterinary diagnostic medicine.

## 2005 FOUNDATION AWARDEES



### 2005 AAVLD Foundation Graduate Student Awardees

Best Presentation: Marie-Odile Benoit-Biancamano (left), University of Montreal.

Aplasia cutis congenita (epitheliogenesis imperfecta) in swine: some observations in a large breeding herd - M.-O. Benoit-Biancamano\*, R. Drolet, S. D'Allaire

Best Poster: Lily Cheng (right), University of Illinois.

Leptospirosis-associated abortion in mares - L.I. Cheng\*, J.J. Andrews, R.L. Fredrickson, C.W. Maddox



### AAVLD Foundation Trainee Travel Awards

Albert Rovira (left), University of Minnesota: Evaluation of sampling and testing strategies for monitoring PRRS virus infection in boar studs - A. Rovira, C. Muñoz-Zanzi

Rebecca Smedley (center), Michigan State University: Sensitivity and specificity of monoclonal and polyclonal immunohistochemical staining for West Nile virus in various organs from American crows (*Corvus brachyrhynchos*) - R. C. Smedley\*, J.S. Patterson, J. P. Massey, M. Kiupel

### AAVLD Foundation and Pathology Committee co-sponsored awards:

Pierrette Danieau (right), Michigan State University: "Sticky kits" syndrome in mink: a secretory diarrhea associated with *Staphylococcus intermedius* colonization - P.K. Danieau\*, B.C. Anderson, R.K. Maes1, C.A. Bolin and M.K. Kiupel

Davis Seelig (not pictured), Colorado State University: Hemorrhagic typhlocolitis in a horse associated with a necrotoxic, CNF-1+ strain of hemolytic *Escherichia coli* - D. Seelig\* K. Pandher

### AAVLD Foundation Awards for Best Journal of Veterinary Diagnostic Investigation (JVDI) manuscripts:

**Award for Best JVDI Full paper** was awarded to Dr. Patrick Caplazi (not pictured), Department of Veterinary Microbiology, Washington State University for the paper: Caplazi, O'Rourke, Wolf, Shaw, and Baszler on "Biology of PrP<sup>sc</sup> accumulation in two natural scrapie-infected sheep flocks". JVDI 16:489-496, 2004.

**Best JVDI Brief Report** was awarded to Dr. Steven B. Kleibocker (not pictured), Veterinary Medical Diagnostic Laboratory, University Missouri, for the paper: Kleibocker, Turnquist, Johnson, and Kreeger on "Detection and nucleotide sequencing of a DNA- packaging protein gene of equine gammaherpesviruses. JVDI 16:67-74, 2004.

# COMMITTEE MINUTES

## STANDING COMMITTEES Accreditation Committee

Chair Leon Thacker. The committee met on November 3<sup>rd</sup> from 2:00 pm – 5:00 pm and November 4<sup>th</sup>, 2005 from 8:00 to Noon in Hershey, PA

1. Leon Thacker reported that the Accreditation committee has met four times since the last annual meeting. All members were present.
2. Three site visit reports were received and approved at the November 4, 2005 meeting. There are three laboratories scheduled for revisits and two for routine visits in 2006.
3. The committee reviewed site visit expenses and determined that the laboratory is responsible for paying for the site visit team's lodging, meals and local transportation. The Committee may now be requiring that all branch laboratories included in a laboratory's accreditation be visited in person.
4. The Committee is working on a new site visit format using a quality checklist audit method based on the AAVLD Essential Requirements similar to that used by A2LA. The site visit report will consist of a 3-4 page summation and the checklist noting nonconformances. The Washington State laboratory consented to be the first laboratory audited using this method and the visit was very successful. The new format will be more direct and will align with the doctrine of "Say what you do and do what you say".
5. Dr. Thacker noted that the Accreditation Committee has made many accomplishments over the past several years and he is very proud of the work of the committee. The Committee's finances are still solvent.
6. Dr. Thacker thanked everyone for their patience with all of the changes in the AAVLD Accreditation process and the attention that has been given to the new requirements. He apologized for the late return of laboratory Quality Manuals and noted that all manuals had been approved.

The next meeting of the Committee will be held in Las Vegas at the time of the Western States Veterinary Meeting.

### Editorial Board of Journal of Veterinary Diagnostic Investigation

The Editorial Board (EB) of the JVDI met in Hershey, PA on November 4, 2005 from 4:00-6:00 pm.

The meeting started at 4.15 PM and was attended by 13 of the 24 editorial board members. The agenda was divided into two parts, namely Editor's report and discussion of the report and other journal-related matters.

#### A. Editor's Report.

In his report, the Editor indicated that the transition resulting from his move to the University of Georgia was complete and had not adversely affected the journal's business in large part because over 95% of the business is now conducted electronically. In regard to the current stats of the journal, JVDI is now ranked 39<sup>th</sup> out of 123 journals in the veterinary sciences category with an impact factor of ~1. The impact factor, he continued, is negatively impacted by our low frequency of publication as well as the total number of articles published each year. Nevertheless, our current ranking is respectable and needs to be maintained or improved. He proceeded to present the following statistics for the journal:

#### **Manuscripts submitted in 2005 (up to October 31, 2005):**

Submitted: 170 (versus 138 in 2004)  
Published in 2005: 118 (vs. 110 in 2004; 104 in 2003; 105 in 2002)

Since implementing the online manuscript submission/review process in March 1, 2005, 144 manuscripts have been submitted online, of which:

- 50 have been accepted (38 published, 12 pending publication)
- 40 have been reviewed and rejected
- 33 are out for review or re-review
- 12 are pending with authors
- 9 are pending with the Editor

The current acceptance rate, which he stressed is not a targeted number, is about 60%. Regarding the region of origin of the 144 manuscripts, the distribution is as follows:

USA:	53.5% (77 manuscripts)	
Europe + Israel:	23.6% (34)	14 countries
Asia:	13.9% (20)	5 countries
Canada:	4.2% (6)	
Latin America:	2.8% (4)	2 countries
Australia:	2.1% (3)	

Statistics on the timeliness of manuscript reviews for the 8 months (March – October, 2005) were as follows:

- Average time from submission to first decision: 36 days
- Average reviewer turn around time: 12 days
- Average Editor turn around time: 7 days

The Editor noted that the 36 days from submission to initial decision was a significant improvement from 6-8 weeks before implementation of the online review process and indicated his determination to keep that time within the 30-40 day range. He added that the time from submission to initial review was adversely impacted by the quality of the manuscript under consideration. In this regard, he added that the Editor's time commitment to the editorial process is now at least 20 hours per week.

In regard to users' satisfaction with JVDI's editorial process, the Editor noted that there was general satisfaction. However, a few authors have complained about unfavorable editorial decisions and he successfully worked with those authors to explain the decision and come to an understanding.

In the Editor's opinion, the online manuscript submission/review process was a huge success and preliminary data suggest that our international exposure is increasing, as indicated by the fact that the 144 manuscripts submitted in the last 8 months originated from 24 countries. The increase in number of manuscripts submitted (170 in the first 10 months of 2005 versus 138 in 2004) is another indicator of success of the online submission/review process.

The Editor announced that 6 members of the Editorial Board (EB) will be replaced with new members, effective January 1, 2006. Three of the 6 new EB nominees were in attendance as observers.

The Editor concluded his report by suggesting some items for discussion/action by the committee.

**B. Discussion.** The committee's discussion involved the following matters:

**1. Online publication of JVDI.**

The committee noted that while online publication will cost some money, in this day and age it was not a question of if but when it will need to be done. Therefore, the committee charged the Editor with the task of developing a proposal (including costs and potential benefits of online publication of the JVDI) for discussion among committee members and submission to the Executive Board at the February 2006 meeting. The proposal should recommend January 1, 2007 as the target date for implementing online publication of JVDI. In a related matter, the possible publication of JVDI in Spanish was discussed. It was resolved that the proposal for online publication should include the publication (online only, not print) of Spanish abstracts of JVDI manuscripts.

**2. How to improve JVDI turn around time.**

The committee noted that there was improvement in turn around time. To further increase efficiency, the Editor was discouraged from spending too much time re-writing manuscripts that are seriously deficient in grammar, syntax, and style. It was agreed that it should be every author's responsibility to submit their manuscript in proper American English. The Editor was asked to revise the *Instructions to Authors* to explicitly suggest that authors whose first language is not English should seek the help of a professional English writer prior to submitting their manuscripts. For his part, the Editor emphasized that EB members can expedite the review process by rapidly identifying and soliciting alternate reviewers for manuscripts they believe they cannot review in a timely manner or are less qualified than someone else to conduct the review. In response to a question whether EB members can solicit alternate reviewers by forwarding the soliciting e-mail (which contains manuscript title and abstract) to potential alternate reviewers, the Editor indicated he had no problem with it as long as the EB member was confident that the information will not be further distributed.

**3. Review articles.**

The Editor reminded committee members that there had been a shift in JVDI policy from discouraging to strongly encouraging review papers. He believes that publication of good review papers will provide useful information to AAVLD members while helping JVDI rankings. A good target, he continued, would be one review paper in each issue of JVDI. Ideas for increasing the number of reviews included: a) targeting recent PhD graduates who essentially have a review written in the literature review section of their dissertation and may just need a little bit more effort to convert it into a publishable review article; in this regard, the Editor cautioned that reviews will need to have enough diagnostic relevance to be useful of AAVLD members; b) selecting specific topics and soliciting knowledgeable people to write a review. It was agreed that both ideas should be pursued; the Editor will contact EB members by e-mail to request relevant information to use for soliciting potential reviewers.

**4. Journal content and balance between full-length papers and brief communications.**

The Editor requested input from the committee regarding possible inclusion of other content material such as "Letters to the Editor" or advertisements besides those currently on the back cover of the journal. The committee unanimously

recommended that JVDI content material should not be changed. The Editor posed the question regarding occasional imbalances in some journal issues in which an unusually high proportion of the manuscripts are brief communications. He explained that this can occasionally happen as he queues manuscripts for publication strictly based on date of acceptance. The committee unanimously agreed that it is more important to publish all manuscripts in a timely manner than to be concerned about an occasional imbalance between published manuscript types.

#### **5. Hiding authors' identity from reviewers.**

One member posed the question whether hiding authors' identity would be useful in preventing occasional biased reviews. The idea was discussed but not endorsed by the committee because the potential problems (a reviewer unknowingly reviewing a paper by his/her former mentor; no possibility for reviewers to indicate conflicts of interest unknown to the Editor) outweigh any perceived benefits.

#### **6. Frequency of publication of JVDI.**

The possibility of publishing JVDI monthly rather than bi-monthly was brought up and discussed. The Editor cautioned that increasing frequency of publication will increase net costs for publishing the journal. The committee agreed that the current number of approximately 120 accepted manuscripts does not warrant a monthly publication. However, the Editor was charged with the responsibility of keeping track of manuscript numbers and re-tabling this issue when manuscript numbers increase significantly over a sustained period.

### **Membership Committee**

Co-chairs: Barbara Powers and Richard Mock, incoming new co-chair: Grant Maxie (VP elect.)

The committee met November 5, 2005 in Hershey, PA. There were 4 members and one guest present.

#### **1. New members orientation**

The AAVLD new member orientation meeting was held on Friday, November 4 preceding the President's reception. There were 39 new AAVLD members present. During the meeting the Drs. Powers and O'Toole outlined the organization of AAVLD, the function of the various committees and the AAVLD relationship with the USAHA. Allison Reitz from the AAVLD's secretary/treasurer's office was present and answered questions about payment of dues and directory publication. The committee recommends continuing this orientation to inform new members and encourage greater membership involvement in AAVLD operations. The email notification prior to the annual meeting and the reminder slip included in registration packet appears to work well in getting new members to the meeting.

#### **2. Membership statistics**

The current membership statistics was presented to the committee by Allison Reitz. There are 1271 members which is an increase of 102 members over last year's reported number. Of this number, 1025 are active members, 40 retired members, 46 life members, 58 associate members, one honorary member and 101 graduate student/resident members.

#### **3. Life Membership**

The committee discussed the appropriateness of making some designation on the Life Membership roster for deceased Life Members.

#### **4. Committee Timeline**

During the next year the committee proposed that the timeline of committee activities throughout the year be updated to reflect changes that have occurred in the dues payment date and the new member orientation meeting.

#### **5. Membership committee meeting time**

The committee discussed the time that the membership committee meets and pointed out the conflict with other committee meetings. The committee will be polled to determine if a better time can be selected that would produce less conflict and allow greater member attendance.

#### **6. Old business**

The committee wishes to express its appreciation to Dr. O'Toole for assembling and printing the AAVLD display poster. The poster outlines the purpose of AAVLD, the benefits to members and to veterinary diagnostic laboratories.

Dr. O'Toole attended the Canadian diagnosticians meeting June 4 – 8, 2005 in Saint-Hyacinthe, Quebec to promote AAVLD.

Allison Reitz added the street addresses of Accredited Laboratories listed in the Membership Directory for 2005.

## Publications Committee

Chair David Steffen. The committee met Friday November 4, 2005 from 8:00-10:00am. in Hershey, PA. There were 7 in attendance. AAVLD members interested in joining the committee are John Adaska and Regg Neiger.

### JVDI

Dr Saliki indicated a desire to have a review article in each issue and the instructions to the authors has been modified to reflect interest in review articles. Authors should contact the editor with a proposed outline before preparing a review to ensure another one is not in progress and that the content and scope is appropriate to the journal. Some monograph ideas from committees presented to the Publications committee have been published in part as reviews. The journal article review process thru Manuscript Central is much improved and the number of submissions has increased and time to decision decreased. The journal maintains a high ranking among peers 39 of 123 Vet Science Journals and impact factor of 1.

The next improvement step for JVDI is on-line publication. The committee supports further exploring the feasibility of that project. The idea was referred to the Executive Board and Financial Advisory committees. A concern was raised regarding data archives for JVDI and JVDI.org. A recommendation was made that the editor of JVDI works with the web editor to back up critical files on the AAVLD server that has a secure backup protocol in place.

Dr.Saliki discussed work load concerns as editor and the level of honorarium was discussed. The Publications Committee discussed these issues in detail and passed a recommendation for the Executive Board to adjust the honorarium to an appropriate level. The committee also discussed ways to reduce the editors' time commitment by elevating the expectations for writing quality regardless of the origin of the paper. A suggestion was made to refer poorly written but scientifically sound manuscripts back to the author for revision with minimal comment and perhaps to identify individuals that for fee could assist authors in revising manuscripts.

### Web Site:

There is an interest from the membership in monograph publications. On-line publication on the website was suggested as an affordable way to accommodate these requests and offer a peer review format for sharing information. Manuscript Central will be useful to the editing process for such monographs. Policies for potential web editing were discussed and the need for a publication date and edition on any item was agreed upon. The need to make any updates of documents include updates of all sections was suggested. A procedure for submission and review and updating of web publications will be developed and considered at next years meeting.

Dr. Janke, Web editor, led discussion on improving the appearance of the site and the need for additional editorial assistance. A suggestion was made to seek approval from the Executive Board to hire temporary assistant or a graphic design group to make the site more appealing and user friendly.

**Newsletter** was doing fine with no items to report.

## SPECIAL COMMITTEES

### Committee on Animal Emergency Management (CAEM), Joint USAHA/AAVLD

Co-chairs: Dr. Keith Roehr (USAHA) and Pat Blanchard (AAVLD)

The Committee on Animal Emergency Management met from 8:00 am-5:30 pm on Saturday, November 5, 2005 with 31 members and approximately 130 guests in attendance. Powerpoint presentations of speakers are available at [www.usaha.org](http://www.usaha.org) under Committees - Animal Emergency Management (<http://www.usaha.org/committees/aem/aem.shtml>).

#### 1. Dr. Larry Granger, USDA-APHIS-VS

Presented information on the National Veterinary Stockpile and its mission, structure, current status, priorities and future plans. This was followed by a presentation on "Foreign Animal Disease: Mechanism of Response" which highlighted the difficulty in using a single response option for all scenarios because agriculture is a complex adaptive system. Scenario exercises and proposed responses are continuously added to the bank of scenarios to increase effectiveness of decision making. The National Incident Management System (NIMS) is a hierarchical command and control system for field operations and does not dictate the emergency response options (vaccination, depopulation, etc).

## 2. Dr. Sebastian Heath, USDA-APHIS-VS

Presented an update on HSPD-8 including the Animal Health Target Capabilities (TCL) which was developed as part of the national preparedness goal. Over 100 people across all areas of agriculture participated in its development. December 2<sup>nd</sup> the ODP will publish the '06 Homeland Security Grant Program guidelines. On March 2<sup>nd</sup> the applications are due. May 31<sup>st</sup> ODP will issue awards. APHIS will continue providing outreach to states on ODP initiatives, deadlines and guidance.

## 3. Hurricane Katrina (HK):

a) Dr. Joseph Anelli, USDA-APHIS-VS provided an overview of APHIS' roles, response structure and activities during HK and the relation to National Response Plan (NRP) and Essential Support Function (ESF)-11, for which USDA is the lead agency.

Lessons learned:

- APHIS networks move quicker than FEMA's
- FEMA does not understand new ESF11
- Agriculture priorities are not immediate or always of priority to FEMA
- Need to craft action request form to cover all potential needs in an emergency response
- Use the system but don't let it slow you down

b) Dr. Martha Littlefield, Assistant State Veterinarian of Louisiana, provided an overview of the activities, the challenges, successes, lessons learned, and resources both traditional and unique that were utilized. A synopsis of her presentation will be available post-meeting on the website.

c) Dr. Stephanie Ostrowski, US Public Health Service, presented information on the human-animal bond and how it presented challenges to evacuation and rescue.

d) Dr. Paul Williams, Georgia Emergency Management Agency, covered seven areas of lessons learned:

- Emergency Management Action Compacts (EMAC) agreements need point of contact in each state that can complete the necessary forms in a timely fashion.
- Governor's executive orders should be reviewed in each state to ensure they provide sufficient authority to respond to all hazard emergencies including all aspects involving animals and agriculture.
- ESF at state level need to be rewritten to bring them into line with National Response Plan (NRP) and its annexes and to accommodate recovery agencies and their functions like Farm Services Agency.
- Support agencies need to meet and exercise together using Standard Operating Procedures (SOP's) on how they will support the ESF.
- Resource management – states need to review and update their resource lists and location and type of each resource that might be needed in all hazards events.
- States need to identify adequate space for state Emergency Operation Centers (EOC) to operate as well as space for Federal Emergency Management Authority (FEMA). FEMA was unclear where their responsibility ended and states' began.
- Manpower needs have to include the back fill staffing for incident management positions at all levels of state, regional and local structures. Incident management teams on large events need to include documentation staff. Incident teams need to keep the media informed of what they are doing via updates to the incident command (IC) public affairs officers.

e) Dr. Lisa Murphy, University of Pennsylvania, representing Veterinary Medical Assistance Teams (VMAT), provided an overview of VMAT activities. Lessons learned included:

- A better understanding and more consistent use of the Incident Command System is needed at all levels
- Have a plan in place ahead of time that all parties are familiar with and use it
- A better understanding of what various groups and agencies can offer is needed ahead of time:
  - \*What can each group best contribute to the mission based on their areas of expertise and degrees of experience and training?
  - \*How much can each group realistically commit to the mission in terms of personnel and resources?
- Continued coordination of mental health, medical, veterinary, and security personnel should be encouraged
- Better communication will ensure a clear message regarding overall mission and goals and minimize rumor, misunderstanding, and conflict
- Caches of complete supplies required for each team need to be ready in advance.

4. Dr. Barrett Slenning, North Carolina State University, presented an excellent and thought provoking time scheduled presentation on Emergency Response: Industry economics approach. The full paper is included in the USAHA proceedings.

5. Dr. Lee Myers, George State Veterinarian, provided a brochure and training manual for the George Agricultural Awareness Program, Agro Security, including the program goals, participants and materials.



6. John Adams, National Milk Producers Federation, updated the committee on Bioshield II legislation which is intended to codify into law the concepts in the Homeland security presidential directives. A copy of the animal agriculture coalition comments to the Senate committee was provided.

7. Dr. Carol Tuszynski, USDA- APHIS-CEAH, reported on the Insights from an animal health foresight exercise. She reviewed the process of developing future scenarios for 2020. The two key drivers selected for the exercise were the public anxiety and the level of optimization of animal production for their intended use during an animal emergency response. She provided a list of potential actions which could encourage movement in a more positive future direction.

8. Dr. Dorothy Geale, New Zealand, presented on The New Zealand Exercise Taurus and Carcass disposal projects.

9. Dr. Ron Wilson, Tennessee state veterinarian and lab director, provided information on the current Southern Animal Health Association credentialing project which is intended to meet the following objectives:

- Create a pool of qualified and reliable persons to assist in the response to an incident across state lines. Credentialed workers could be requested via the Emergency Management Assistance Compact (EMAC) or the USDA Veterinary Corps.
- § This program was developed to reflect the intent of the goals expressed in FEMA memo (March 4, 2004):
  - Standardize roles and responsibilities of first responders
  - Ensure that responders to an incident are properly trained and qualified
  - Provide uniform certification programs allowing first responders to provide mutual aid nationwide
  - Allow proper identification to first responder personnel and task assignments reflecting qualifications and experience

10. Bob Ehart, National Association of State Department of Agricultures (NASDA), provided a presentation on message mapping, a management tool for media response. He provided information on what it is, how it is done, why it works and future plans in developing this tool for animal emergencies. NASDA will be working with federal and state partners. Research has shown that 95% of all questions in most situations can be predicted and responses can be prewritten.

11. Dr. Gary Weber, National Cattleman's Beef Association, presented "Risk Analysis, Action and Communication". He emphasized evaluation, planning, preparation and timing are critical in managing risk communication. His presentation included the results of consumer surveys on public attitudes and perceptions and how they relate to risk communication.

12. Dr. Dee Griffin, Great Plains Veterinary Education Center, gave a presentation on "Biosecurity in Practice". This is an awareness and action program designed for producers to become active in identifying their biosecurity risks and taking action to minimize them. He provided a CD and brochures and encouraged everyone to borrow and use slides or materials from his PPT presentation and the brochures which will be linked at the USAHA committee website.

13. Dr. Kimothy Smith, Department of Homeland Security (DHS), presented information on DHS research activities and missions on Plum Island as well as the ongoing effort to address the need for BSL-4Ag facilities.

14. Dr. Tom McGinn, Infrastructure Coordinating Division within the Protection directorate of DHS, provided updates on the DHS activities related to several Homeland Security Presidential Directives.

-HSPD-5: ongoing NIMS- ICS training efforts. The SAHA credentialing effort ties into this as it requires NIMS training for all credentialed individuals.

-HSPD-7: The National Infrastructure Protection Plan updated version was posted on web last week. The sector specific annexes which are not already included will be updated and posted in the next six months. A vulnerability assessment template is under development but DHS is encouraging stakeholders to continue to perform vulnerability assessments with their present tools. The government and sector coordinating councils are actively meeting.

-HSPD-8: The targeted capabilities list development was reviewed earlier by Dr. Heath. Individual states should develop similar capabilities and capacity needs based on their own high risk animal emergency event.

-HSPD-9: This directive outlines 21 tasks of which DHS is responsible for seven related to intelligence and analysis. The National Biosurveillance Integration System is off to a slower start than anticipated. They anticipate activation soon. FEMA will be offering their first agriculture oriented course for both classic and agriculture related first responders soon. Travel and lodging may be funded for some individuals. The Homeland Security Information Network (HSIN) is deployed and in use. Anticipate 5000 users. This provides situation report updates on challenges to critical infrastructures and is password accessible only.

15. Lt Colonel Brian Noland, Northcom, presented highlights of a FMD exercise they had with a goal of increasing awareness of military personnel about animal emergency responses and Department of Defense (DOD) roles. He reviewed

the roles of National Guard and DOD in an emergency relative to law enforcement and civilian support. DOD cannot provide law enforcement but the National Guard can when functioning under state authority within the US. He also discussed civil support teams which are trained for CBRNE response. Related to Hurricanes Katrina and Rita, DOD provided support for a number of functions. In the aftermath of these events, DOD will be reviewing the mechanism of response to civilian requests for DOD resources. They will also make changes in their entry force structure to include veterinary related assets. He noted that unlike civilian resource requests, DOD requires a request for a capability such as evacuate 500 people from point A to B in 6 hours and they determine the resources needed rather than a request for 5 helicopters.

16. Dr. Pat Blanchard, California Animal Health and Food Safety Laboratory, presented a summary of the activities of the Laboratory Emergency Management Subcommittee which she co-chairs. The subcommittee met Friday, November 4, from 9-10am. 33 people were in attendance. The committee decided on 3 objectives for the coming year:
- Develop a format for lessons learned/after action report for laboratories to share information regarding emergency response events and exercises.
  - Develop a concept of operations high level task matrix as a template for laboratories.
  - Co-sponsor with NAHLN a pre-meeting symposium at 2006 meeting on Laboratory Emergency Management.
  - Future item placed on hold: develop resource typing for laboratorians.

**Business meeting:**

- Disinfectant recommendation (follows report) by the committee: Dr. Bill Wagner made a motion to approve the final draft, seconded by Dr. Bethany Grohs. The recommendation was approved by the unanimous vote of the committee members present. AAVLD executive board also approved the recommendation and will co-sign the coverletter with USAHA. Dr. Dave Scarfe indicated the AVMA committee on biologics and therapeutics would also like to be cited as supporting this recommendation. The CAEM committee recommends that the Committee on Foreign and Emerging Diseases (FED) be approached on their interest of supporting the recommendation. If they propose it goes forward as a resolution it will need to be formatted by the Resolutions committee. AAVLD meeting will have ended by the time FED meets and without a vote of the AAVLD House of Delegates it could not be an AAVLD resolution.
- A resolution was submitted by Dr. Jeff Hamer on behalf of New Jersey. The committee postponed further action because there was insufficient time to discuss and revise the resolution and a number of issues in the resolution were proposed for discussion by a new subcommittee of CAEM (see #3 below). The subcommittee will be asked to consider the points in the resolution as well as current guidance in NRP and several ESF related to animal evacuation, sheltering and rescue. There was a suggestion that a new annex be proposed for the NRP to pull together the various agencies that have a role in this issue.
- The "All Hazards Emergency Management Subcommittee" was established and 10 members volunteered to serve. The subcommittee will address the issues related to all animal species in all hazard events like hurricanes and provide recommendations to the committee.
- The meeting was adjourned at 5:30pm.

## **CAEM RECOMMENDATION**

### **Background Information:**

The U.S. animal industry, state animal health officials and USDA rely on an abundant supply of safe, efficacious disinfectants to help stop the spread of domestic and foreign animal disease (FAD) pathogens in order to protect the United States' \$30 billion livestock industry. There has been little federal testing conducted to confirm label efficacy claims for animal disease pathogen disinfectants. Data and information related to the properties of disinfectants in terms of their most efficacious, least corrosive, most environmentally friendly, safest for human and animal contacts, longest shelf life, broadest spectrum of activity, easiest to apply, least costly, are limited or do not exist particularly on the disinfectant's use when responding to an animal disease outbreak.

EPA has the authority to register animal pathogen disinfectants, but it is USDA and the animal industry which rely upon efficacious disinfectants to control the spread of domestic and FAD's. Currently EPA registers animal disease pathogen disinfectants for use on inanimate surfaces under the authority of the Federal Insecticide Fungicide Rodenticide Act (FIFRA). EPA may also (when requested by Federal and State governments) authorize the temporary use of unregistered disinfectants (e.g., sodium carbonate, sodium hypochlorite, or sodium hydroxide) and the off-label use of registered disinfectants (e.g., Virkon S at a higher dilution) against animal disease pathogens under a FIFRA Section 18 exemption.

The validity of EPA-registered disinfectant label claims is questionable as EPA routinely does not request, receive, or review (although EPA reserves the right to do so) animal pathogen disinfectant data from product registrants prior to product and label registration. Furthermore, EPA does not have the resources to confirm any foreign laboratory data for FAD pathogen disinfectants received from product registrants. Currently USDA and EPA do not have an interagency agreement to collaborate on confirmatory testing and registration of animal disease pathogen disinfectants. Domestic disinfectant manufacturers desiring an EPA label registration for an FAD pathogen contract with overseas' laboratories to generate the required data for the EPA. Disinfectant efficacy studies against highly contagious FAD pathogens in the United States are restricted to biosecurity level 3 or 4 facilities and no list of surrogate agents for initial testing exists. Under this constraint, issues of space, time, and human resources have limited USDA's ability to comply with U.S. disinfectant industry requests for disinfectant efficacy testing against FAD pathogens.

**Recommendation:**

The Committee on Animal Emergency Management (CAEM) recommends that:

- EPA, USDA, DHS, CVM, other appropriate Federal, State, public, and private agencies and institutions work in cooperation for the purpose to:
  - o Identify and expedite approval of deactivating agents involved in foreign animal diseases and develop protocols for their use to ensure the availability of scientifically proven, practical, preferably biodegradable, cost-effective and readily available disinfectants for use in a foreign animal disease event.
  - o Include research and validation of products that can be used for the inactivation of the above agents on various surfaces, transportation vehicles, in water, milk and other effluents.
- A multi-agency agreement (including USDA, EPA, DHS and DHHS) be developed on scientifically sound validation protocols for the effectiveness of deactivating FAD agents on various surfaces and matrices to expedite future EPA approvals.
- EPA and USDA identify a mechanism for inexpensive and effective disinfectants to be EPA approved without the fees and requirements of corporate sponsorship.
- EPA, DHS and USDA identify a validated interagency list of surrogate pathogens used as a model for FAD agents to enable development and testing of antimicrobial products outside of biocontainment facilities.
- USDA conduct effective procedures for testing of new and existing animal pathogen disinfectants for which a new efficacy claim is requested against the actual agent after USDA has determined that the registrant has submitted acceptable data demonstrating efficacy against acceptable surrogate organisms.
- USDA considers potential adoption of cleaning and disinfection protocols that have been used successfully in foreign animal disease outbreaks in other countries.
- An interagency agreement between EPA and USDA be executed whereby USDA will develop the disinfectant protocols and data for its own use of unregistered disinfectants and off-label use of registered disinfectants under FIFRA Section 18.
- USDA, EPA, DHHS, DHS and other appropriate agencies work through a collaborative effort to identify and ensure adequate personnel and funding to accomplish the initiatives identified in this recommendation.

**Animal Health Information Systems, Joint USAHA/AAVLD Committee**

Co-Chairs: Dr. Bruce L. Akey,\* Albany, NY and Dr. François Elvinger,\* Blacksburg, VA presiding.

The Animal Health Information Systems Committee (AHISC) held its 8<sup>th</sup> annual meeting as a joint committee of USAHA and AAVLD on Sunday, November 6, 2005 from 12:30 to 5:30 p.m. in Hershey, PA. Attendance fluctuated between 30 and 50 people, with 65 registered participants

Dr. Akey (NY State Department of Agriculture and Markets) welcomed the participants and introduced the committee's mission statement and the meeting agenda. The first item on the agenda was the time specific scientific paper presentation by Mr. Jay Ross [California Animal Health and Food Safety (CAHFS) Laboratory, University of California, Davis], entitled *California Pilot Project – an end-to-end solution*. The California Pilot Project was developed specifically to combat problems like poor data quality and the lack of direct data sharing among project/taskforce partners which frequently hinders

surveillance and disease mitigation efforts. The main goal of the project is to streamline data collection and facilitate data flow and information exchange consequently freeing resources from the burden of data entry and data quality challenges. It is essential during outbreak control efforts that all participants be able to efficiently and accurately communicate reliable data and information. The initial testing of the design has been completed as of late October, and actual deployment is planned for December 2005. The Avian Influenza (AI) and Exotic Newcastle Disease (END) surveillance program in California will serve as the test environment to ensure that the designed solution achieves the goals of the project and functions as expected in the real-world. At the end of this project a report will be circulated that includes all lessons learned. Mr. Ross's presentation is published as a separate report in these Proceedings. The discussion following the presentation involved questions on data prioritization and the need for human / operator / veterinary subject matter expert input. The project does not imply any new developments, but coordinates currently available tools and systems. Estimated costs are ~ \$1,500 per workstation, i.e. to equip a federal or State collector with a tablet computer and software tools. Expected problems were the use of barcodes and dispensing those to remote locations.

Dr. Cynthia Johnson, United States Department of Agriculture (USDA), Centers for Epidemiology and Animal Health (CEAH), Center for Emerging Issues, on the Veterinary Services (VS) Atlas and Map Kiosk. The VS Atlas is a centralized spatial database with data on animal health for internal APHIS use. However, the source code is available to States to house State spatial data in a consistent format. The Atlas is built for access by both advanced and less experienced Geographic Information System (GIS) users. Spatial data can be accessed either in a desktop version which requires additional GIS software or as an internet based application which only requires an internet browser for access. Available spatial layers are based on agricultural census data, data on current animal health status in the Generic Database, veterinary resource data and various surveillance data. They also include layers on topography, land cover, wildlife and insect population information as well as base layers like water, roads and administrative boundaries. For desktop based GIS, data can be viewed, downloaded and analyzed. While analysis is not possible using the web based VS Atlas products, maps can be created, printed, saved and e-mailed. VS Atlas data and output can be customized for different user groups. The Map Kiosk which resides on a central server (a kiosk) that is configured for plotter printing and spatial database connections provides a means for emergency management personnel to generate standard daily incident management maps and premises spreadsheets quickly and easily. The tool is user friendly enough for a GIS novice, but powerful enough to handle the changing scope of incident management. The Map Kiosk gives emergency management personnel direct control of their routine daily mapping needs and allows the GIS Unit to concentrate on spatial data analysis and complex maps. The discussion following Dr. Johnson's presentation addressed concerns about data confidentiality which may prevent complete sharing of maps and the attached spreadsheet based data. A time tracking component is currently not built in although daily updates will be available in incidents.

Oversight of design, implementation and expansion of the National Animal Health Reporting System (NAHRS) has constituted the principal activity of the committee between meetings as the AHISC Co-Chairmen also are Co-Chairmen of the NAHRS steering committee. Dr. Stanley Bruntz, NAHRS Coordinator at the National Surveillance Unit (NSU) of the USDA:APHIS:VS:Centers of Epidemiology and Animal Health, presented the annual report on the status of the NAHRS. As of November 2005, 42 States are reporting to NAHRS, with several others finalizing reporting procedures. Consistency of States reporting continues to be strong as 92% of all participant States in 2004 reported for all 12 months (2 new States in 2004). The States participating in NAHRS account for 86% of the cattle, 66% of the swine, 90% of the sheep, 67% of the poultry and 84% of the catfish value of production for those commodities in the United States. Dr. Bruntz made NAHRS recruiting trips to Kansas, Missouri, and Oklahoma in 2005. A NAHRS Online Reporting Application was developed and implemented in 2005. The NAHRS Online Reporting Application is designed to allow secure and confidential completion of NAHRS reporting on-line, and provide more timely and expanded information to participant States. Participant States have access to all of their own monthly reports, a State cumulative report for their State, and a National cumulative report. Currently 28 States are utilizing the NAHRS Online Reporting Application and 104 users are registered in the system. Dr. Bruntz presented changes to the OIE Reportable Disease list from May 2005 that affect the NAHRS Reportable Disease List. He proposed that revisions to the NAHRS Reportable Disease list coincide with changes to the OIE Reportable List. The proposed changes and their dispositions are presented in the business section at the end of this report.

Dr. Brian McCluskey, National Surveillance Unit (NSU) of the USDA:APHIS:VS:CEAH, laid out the progress made towards the construction of a National Animal Health Surveillance System (NAHSS). Sampling and data generation on-farm, at slaughter and at markets, with the support of the National Animal Health Laboratory Network (NAHLN), and according to strategies designed with supporting risk, pathway and threat analyses and modeling, are the foundation for detection of foreign and emerging animal diseases, and integration with detection of domestic diseases. The National Surveillance Unit is tasked with coordinating all surveillance activities and is designated to become the central site for animal health surveillance data and information. Staff at the NSU is developing standards for surveillance, data (categories and elements) and data storage, as well as standards for coordination between those three components. The Standards document will be available for first review by the end of 2005. The Standards manual will be a dynamic document.

Contributions and comments are welcome from all members of the surveillance community. Dr. McCluskey also presented first steps in the implementation of the Classical Swine Fever (CSF) surveillance plan, including population-based passive reporting of suspicious CSF cases, laboratory-based surveillance of tissue submitted from sick pigs, and active surveillance of high risk swine in Florida, Texas and Puerto Rico. The NSU also has developed a surveillance evaluation process that reviews the structure of systems and processes as well as the quality and effectiveness of programs, which now has been used to complete the review of scrapie surveillance. Furthermore, NSU is analyzing Bovine Spongiform Encephalopathy (BSE) surveillance and has been charged with developing options for continued surveillance for BSE in the United States, utilizing the newly developed surveillance standards. Surveillance developments and activities will be publicized on a NAHSS website to be launched by the end of 2005. Planned activities for 2006 are the development of comprehensive foot and mouth disease and poultry disease surveillance plans, brucellosis surveillance evaluation, and continued work on surveillance standards.

*“The ultimate goal of the National Animal Identification System (NAIS) is to have the capability to identify all animals and premises that had direct contact with a foreign animal disease (FAD) or disease of concern within 48 hours after discovery”* NAIS Draft Program Standards. Health or disease status of those animals and premises has to be reliably established and results of diagnostic tests have to be associated unequivocally with those animals and premises, requiring development and adherence to NAHLN identifier standards. Dr. Jim Case, California Animal Health and Food Safety Laboratory, University of California, Davis, presented philosophies underlying laboratory data acquisition and transfer, and the need for specific data formats used at the source to ensure efficiency and accuracy of data transfer and analysis. All participating laboratories have to produce standardized data and the National Animal Health Laboratory Network (NAHLN) has to assist laboratories with initial data mapping, provide central terminology services, detailed guidelines for data transmission, and enforce strict data quality standards, ensuring data confidentiality and integrity and restricted access. Dr. Case emphasized that high quality data needs to originate from the source, without need for post-processing which would allow real-time analysis. Data quality tends to be the weak link in an alert and response system, and improved quality, timeliness and accuracy of surveillance data results in more effective response and management of animal health emergencies.

Dr. Stephen Weber, USDA:APHIS:VS:CEAH:CADIA presented an update on activities related to VS Information Systems and on future directions. Veterinary Services continues to work towards an integrated, web based enterprise approach for data resulting from surveillance, disease control, emergency management, veterinary accreditation, importation and exportation of animals/animal products, national premises/animal identification and diagnostic laboratory information. Successes this year include finalization of a web based approach for Scrapie and Chronic Wasting Disease, a monthly reporting approach involving validation for disease control programs, expansion of the Emergency Management Response System to include detailed cost information, completion of the Veterinary Accreditation system (a key module in the Veterinary Services Processes Streamlining system), increased functionality for assigning Premise and Animal Identification, the procurement of a state-of-the-art Laboratory Information Management System for the National Veterinary Services Laboratories and implementation of the HL7 Version 2.6 message for the NAHLN system.

Dr. Bruce Akey, New York State Department of Agriculture and Markets, Division of Animal Industry, gave a brief presentation on the development and uses of Decision Support Systems (DSS) to better inform policy and operational decision makers. In its simplest form a Decision Support System can be defined as any computerized, interactive system that supports decision making. A DSS can be communications-driven (e.g. phone messages, faxes, e-mails), document-driven (e.g. miles of files), knowledge driven (e.g. an “expert system”), model-driven (e.g. simulations of disease spread) or perhaps the most familiar, data-driven (e.g. database). Many state offices already have one or more databases that function as Decision Support Systems such as a disease program database, a Geographic Information System (GIS), a Laboratory Information Management System (LIMS) or perhaps the federal Generic Data Base (GDB). Usually each database is an operational database geared to ingesting data and producing a limited number of reports on the data in that database alone. Many times those reports are nothing more than a reconstitution of the investigation or report form that was the source of that data. Although some analyses may be carried out in each data base, producing summary data for instance, usually there is no capability to conduct analyses of data integrated across databases, other than the integration and analyses conducted by the person(s) who read the separate reports. While such disconnected systems each provide pieces of the big picture, the ultimate formation of that picture still rests largely on the sometimes non-analytical and frequently undocumented interpretations of the end user. However, if these disparate databases are tied together through the implementation of a Data Warehouse (DW) with Data Marts constructed to pre-process data to facilitate the types of analyses that would be most useful for making decisions, new questions can be asked and answered, questions that more closely resemble the complex, adaptive systems approach needed to address disease control and emergency response. One example of such a question that can now be answered through integration would be “Does the passive surveillance represented by routine submissions to the state diagnostic lab adequately represent the cattle population as it is geographically distributed in the state?” Such an integrated system creates synergisms of information that contribute to a much more useful Decision Support System.

A discussion was held among attendees concerning issues being encountered by states trying to adapt information systems to accommodate the advent of the NAIS. Issues common to multiple states ranged from the simple addition of new data fields for premise and animal identifiers to the need to revise some of the NAIS data standards to be in line with other widely accepted standards for these data types. As a result of the latter, a Working Group, chaired by Dr. Jim Case, was appointed to review the NAIS data standards and provide recommendations to be forwarded to the NAIS Working Group for consideration.

The proposed changes to the NAHRS reportable diseases list to make it consistent with the recent changes in the World Organization for Animal Health (OIE) notifiable diseases list were brought back before the Committee for discussion and the changes were endorsed unanimously.

The Committee also discussed the perceived lack of timely information on information systems developments with USDA:VS and as a result, formulated the following recommendation:

“The United States Animal Health Association urges USDA:APHIS:VS to utilize Change Control Boards or other mechanisms during the development and implementation of Information Systems to encourage input from states and other stakeholders and facilitate interoperability with stakeholder systems. In addition, a communications mechanism for at least quarterly reporting to stakeholders on Information Systems development within Veterinary Services should be implemented and maintained.”

A resolution was also proposed to establish the support of the United States Animal Health Association for the Global Initiatives in Veterinary Education of the American Association of Veterinary Medical Colleges. After discussion, the Committee voted unanimously to support the resolution.

### Approved Methods Committee

Co-chairs: Barbara Martin and Jim Pearson. Committee met November, 4, 2005 from 8:00-10:00am in Hershey, PA.

There were 32 in attendance including 11 committee members (Jim Pearson, Barb Martin, Sandy Baldwin, Jim England, David Benfield, Jim Evermann, Deepanker Tewari, Jim Case, Francois Elvinger, Dick Oberst, and Mark Thurmond).

**Committee mandate:** Sharon Hietala attended the committee meeting as a representative of the Accreditation Committee. She explained that in order to conduct the Accreditation Committee's laboratory quality assurance reviews, they needed information on approved methods. This was the basis for the formation of the Approved Methods Committee. Barb Martin pointed out that in order to meet this mandate a template was developed and would be discussed further at this meeting.

**Matrix for approved tests:** The committee discussed the template that had been previously prepared and circulated to the members of the committee. The template was developed to summarize the performance characteristics for each test and was sent to the AAVLD discipline committee chairs in June 2005. A list of tests had also been circulated to the committee chairs. The template was discussed by the committee and changes were proposed, which will be incorporated. It was also decided that the discipline committee chairs will go over the template with representatives of their committee and proposed changes should be sent to Jim Pearson by November 18. He will make these changes and send the final version to committee chairs. The template should be completed by the discipline committees for each test and returned to Jim by April 1, 2006.

**World Organization for Animal Health (OIE) test validation and certification:** Peter Wright reported on changes in the OIE test validation and certification process. The OIE has developed and published a web version ([www.oie.int](http://www.oie.int)) of a validation template that details the essential requirements for the evaluation and certification of diagnostic test methods for infectious diseases. Assay developers are invited to submit validation dossiers, based on this template, to the OIE for evaluation by a panel of experts. Test methods meeting the essential requirements of validation are approved for acceptance into the OIE Registry.

#### Test Validation:

Barb Martin reported on development of a dossier review process. The dossier developed during the validation of the CSF real time PCR was reviewed by a panel in August. The purpose of the review was to 1) make recommendations on the use of the assay, 2) review the validation process and make recommendations on how to make the process more efficient, and 3) discuss assay approval and make recommendations on how to “approve” assays for use.

#### Future plans for the committee

Barb Martin said that she will be stepping down as co-chair. Jim Pearson said he would be willing to stay on for one more year to provide continuity. A co-chair will be needed and volunteers were requested.

## Aquaculture Committee, Joint USAHA and AAVLD

Co-chairs: Drs. Scott LaPatra (USAHA) and Tom Baldwin (AAVLD). The committee met from 12:30-5:30pm, November 7, 2005

1. Scott LaPatra called the meeting to order and each of 23 attendees (see below) introduced themselves.
2. Randy MacMillan provided an update from the National Aquaculture Association. Key points included:
  - a. Production costs are lower in foreign countries than in the US, which is fueling importation of aquaculture products.
  - b. Animal welfare issues, some sponsored by animal rights organizations, increase US production costs. Research as to whether or not fish or invertebrates feel pain and to what extent is considered critical.
  - c. The National Aquaculture Association supports a National Aquatic Animal Health Plan but is concerned about costs.
  - d. The association is concerned about inaccurate reports from the press regarding wholesomeness of farmed fish, and encourages public education as a countermeasure.
  - e. The association is planning for the World Aquaculture Association meeting where vaccination of fish will be a major topic. The attraction of commercial vaccine-producing corporations is a major goal.
  - f. The association is concerned about nuisance aquatic animal species and is trying to get the Fish and Wildlife Service to pay more attention to this area.
  - g. The association is opposed to the national identification system proposed by APHIS. Association members see no market or fish health advantages.
3. David Morris provided an update from the National Animal Identification Program.
  - a. The objective is to establish an information system to support disease control.
  - b. Such a system includes the ability to trace animals back to sites of origin and forward to sites of sale in an effort to determine contact animals.
  - c. Components of the identification program include premise identification, animal identification and traceability.
  - d. Specific technologies have not been adopted yet and APHIS is hoping industries will adopt what works best.
  - e. The program is voluntary rather than mandatory; no funding exists as yet to support a mandatory program.
  - f. APHIS is considering whether the program should be privatized.
  - g. Implementation: premise identification is ongoing, and APHIS has received \$33 million to support this effort.
  - h. An aquaculture information group has been formed and met twice. A primary consideration is will such an identification system be beneficial? Industry representatives are uniformly opposed, as each fish is worth only \$0.15 - \$0.18. Hence, industry representative are concerned how costs can be justified.
  - i. Aquaculture facilities may not need to use every component of the identification system, and perhaps could model after poultry.
4. Jill Rolland provided an update from APHIS
  - a. The infectious salmon anemia program received Consumer Commodity Corporation (CCC) funding, and is now in management mode. Indemnity was provided for years one and two of the control program, but has ended subsequently.
  - b. Spring viremia of carp was detected in 2003 and 2004. Affected facilities were depopulated and cleaned. Indemnity was provided. Spring viremia of carp has been detected in wild carp in Wisconsin.
5. John Clifford provided an update on the National Aquatic Animal Health Plan
  - a. The plan is transparent, based on science and seeks stakeholder input.
  - b. Working groups include:
    - i. Health professional roles and certification
    - ii. Pathogens and surveillance
    - iii. Laboratory methodology
    - iv. Species-specific disease programs
    - v. State resource agencies
    - vi. Research
    - vii. Education
  - c. Next steps are:
    - i. Continue to convene working groups
    - ii. Continue to draft chapters
    - iii. Strive for completion in spring 2007
  - d. Representatives from aquaculture companies stressed that this committee should not endorse a plan that creates economic hardship. Aquaculture companies support APHIS in theory, but practicality argues against programs that produce no profit.
6. David Scarfe reported on activities of the committee on Aquatic Veterinary Medicine from AVMA
  - a. Animal welfare is a large issue for AVMA. How does the AVMA counter false information?
    - i. Are aquatic invertebrates and fish sentient?

- ii. PETA has reactivated their effort to fight fishing
  - b. Limited biologic and therapeutic agents available in aquaculture are of concern. Indexing of drugs is now happening and a publication on the use of medicated feeds is under development.
    - i. Large amounts of pharmaceuticals are on pet store shelves, some illegally.
    - ii. Pamphlets on the judicial use of antimicrobials in aquatic species have been prepared.
  - c. The Canadian National Aquatic Animal Health programs are well-funded and rapidly moving, in contrast to similar programs in the US.
  - d. An online, searchable database is available to locate veterinarians and diagnostic laboratories that support aquaculture.
7. Scott LaPatra reported on activities of the American Fisheries Society, Fish Health Section (AFS/FHS)
- a. The AFS/FHS presented and co-sponsored CE with the AVMA at the Eastern, Western and National Fish Health Workshop meetings in April, June, and July 2005, respectively, to help veterinarians and other aquatic animal health professionals meet their CE requirements. Sessions sponsored included “spring viremia of carp,” “applying risk assessment principles to fish health situations,” and “current topics in aquatic toxicology.” The importance of maintaining partnerships and collaboration with the AVMA and other animal health organizations is critical to the harmonious and efficient advancement of the field.
  - b. The 5<sup>th</sup> International Symposium on Aquatic Animal Health will be held on September 2-6, 2006 in San Francisco, California.
8. Myron Kebus provided an update on the Wisconsin fish health medicine certification program. This is a continuing education program to support and advance aquaculture for veterinarians and is sponsored by the Wisconsin Department of Agriculture, in conjunction with Mississippi State University
- a. Program consists of five modules
    - i. Introduction
    - ii. Risk management and biosecurity
    - iii. Water quality
    - iv. Fish health inspection
    - v. Veterinary health assessments
  - b. Those involved include fish farmers, veterinarians, state officials and members of USDA
9. Scott LaPatra led a discussion on old business.
- Two resolutions were submitted and approved last year that APHIS responded to.
- a. Resolution number 12 entitled “adequate long-term financial support for the state-federal infectious salmon anemia program and indemnification in the northeastern United States” stated concerns over the continued funding of the infectious salmon anemia program. APHIS indicated that funding is ongoing through fiscal year 2006, but Congress has not authorized funds beyond that time.
  - b. Resolution number 14 entitled “risk assessment in aquatic animal health” stated that information gaps existed that would not allow credible risk assessments to be performed and steps should be taken to fill those gaps. APHIS indicated that at the present time they were not in the position to conduct gap analyses or risk assessments for pathogens of economic significance to the farmed food fish industry.
10. Cynthia Johnson discussed an APHIS-funded program on forecasting disease emergence.
- a. Factors behind disease emergence include health systems, climate and environment, industry and economics, social and cultural considerations, political issues such as war, and agent/host and vector factors.
  - b. Aquaculture was selected because it is rapidly growing, has had recent outbreaks in the US, and participants desire to increase their knowledge in aquatic animal medicine
  - c. Have developed a disease emergence profile, including a score for emergence potential
  - d. Future steps include internal and external reviews and plans for future modeling
11. Scott LaPatra conducted new business.
- a. A resolution from the National Aquaculture Association was presented by Randy MacMillan. The resolution read: “The United States Animal Health Association (USAHA) supports the domestic aquaculture industry’s request to the United States Department of Agriculture – Animal and Plant Health Inspection Service for exemption from the NAIS.” The merits of the resolution were discussed – especially the economic burden such a system may impose on aquaculture producers. The resolution was ultimately tabled.
  - b. Kevin Snekvick replaced Tom Baldwin as the committee co-chair for AAVLD.
12. Scott LaPatra adjourned the meeting.



## Bacteriology Steering Committee

Co-chairs: Deepanker Tewari and Brenda Love. The steering committee met from 8:00 to 10:00pm on November 5, 2005 in Hershey, PA. There were 5 members and 2 guests in attendance.

Attendees: Dr(s) Sanchez, Wu, Tewari, Oaks, Maddox, Rajeev, Hyatt

At the meeting, subcommittee Co-chairs reported the topics discussed at individual meetings. The minutes of the subcommittee meetings are submitted separately.

The Bacteriology lab survey was discussed to work out a good mechanism for reporting the results back to survey/test participants. It was agreed that an email/letter stating that your lab participated in the survey and identified X/Y samples correctly will be sent to the participants besides disseminating information through AAVLD web site and any other means. Also, next year an attempt will be made to provide results before the AAVLD annual meeting. The sharing of results with labs prior to the meeting will make it more convenient to discuss survey questions during the subcommittee meeting.

Attempts will also be made to pack more scientific content in the subcommittee meetings to provide scientific information that is not being covered at scientific sessions. Need for a workshop session was discussed and the group concluded that time available for subcommittee meetings could be utilized for such an activity.

Request from approved method committee was discussed to outline tests and procedures run in diagnostic labs and provide information about sensitivity and specificity in the format that is being requested by the approved methods committee. The information will be passed on to the Bacteriology subcommittee members through the mailing list to the members for a response.

### Bacteriology and Mycology Subcommittee report

Co-chairs: Drs. Susan Sanchez and Sreekumari Rajeev. The committee met from 8:00 am to 12:20am on November 4, 2005.

The meeting was convened by Susan Sanchez with approximately 45 in attendance (38 signed in).

A Check tests 2005: Susan Sanchez presented the correct results and statistical outcomes of the national bacteriology "check test". After the presentation, the subcommittee discussed the best way to distribute the results to the participants. Emphasis was placed on the teaching value of this exercise and how to better present the data so the directors of the laboratories know how to use these tests as a means to evaluate the bacteriology laboratories. All laboratories should always evaluate their individual results in comparison to other laboratories. S. Sanchez mentioned that electronic files exist that contain the evaluations of each of the 5 case histories for each laboratory; laboratories are identified only by a code number. This number can be given to each participant laboratory and they will be able to see their results in relation to the others. Susan Sanchez will send each participant via email the following: perfect score results, the spread sheets containing results for all the laboratories, and a letter of participation and performance based on organism identification. All results will also be posted on the AAVLD website for reference and consultation. Volunteers were requested by Susan Sanchez to submit case histories and evaluate responses for the check test in 2006. Five volunteers were identified: Lindsay Oaks, Lorraine Hoffman, Ching Ching Wu, Carol Maddox and Doreene Hyatt.

B Bacteriology Steering Committee News and updates.

1. The standardization of laboratory tests for *Salmonella* spp. was presented by Brenda Love. In summary, there are many media and combinations; however, the most important technique is to use an initial enrichment followed by a selective media combination of at least two different media. The choice of media should be decided by each laboratory depending on their preferences. Kathy Strelow mentioned that recently they have been seeing cases of septicemia in cattle caused by *Salmonella* Dublin MDR which does not like to grow in tetrathionate broth but grows adequately in selenite.

2. Select Agents:

- Current SOP's are posted on the AAVLD website.
- Reporting isolation of a select agent. This should be done using a "Form 4" that it is available at the CDC website.

C. Anaerobic Bacteriology Steering Committee news and updates.

No updates. Dr. Songer was not in attendance.

D. Mycology Steering Committee news and updates

1. Dr. Wheat from Mira Vista Diagnostics, Inc. sponsored by the American College of Veterinary Microbiology gave a very interesting talk, "What is new in veterinary mycology," which mostly centered in the diagnosis of blastomycosis and histomycosis in animals.
2. Two unusual fungal case presentations followed the main speaker:
  - Lindsay Oaks: "Molecular Methods for the Diagnosis of Fungal Infections"
  - David Bemis: "Life in Rio: a practical experience in antifungal susceptibility testing."

E. Old business

Deepanker Tewari informed the subcommittee about discussions that had taken place at the "Approved Methods Committee".

F. New business.

There was no new business the meeting was adjourned at 12:20pm

### Antimicrobial Susceptibility Testing (AST) subcommittee report

Co-Chairs Dr C.C. Wu and Doreene Hyatt. The committee met from 1:00-2:00pm, November 4, 2005 in Hershey, PA. There were 37 attendees.

The co-chairs Drs. Doreene Hyatt and Ching Ching Wu opened the meeting by welcoming the members and the guests. A sign up sheet was passed around for updated contact information.

Dr. Hyatt reported the progress of the "Compilation of antimicrobial panel designs from different laboratories" — a task recommended from last year's attendees. However, there was only one submission in response to the request so far. After discussion, the decision was made to explore this again with more intense reminders to encourage the responses.

Dr. Wu provided the following updates of the CLSI (formally NCCLS).

CLSI VAST spent 2005 focusing on the review of documents describing *testing for aquatic animals* and *text and table revisions of M31* (the susceptibility testing standards document for veterinary pathogens and antimicrobials). The two published documents are:

*Methods for Antimicrobial Disk Susceptibility Testing of Bacteria Isolated from Aquatic Animals; Proposed Guideline (M42-P)*

*Methods for Broth Dilution Susceptibility Testing of Bacteria Isolated from Aquatic Animals; Proposed Guideline (M49-P)*

The text revision for M31 is done. The document should be consistent with M2, M7, M23 and M100. Comments submitted by users were reviewed and addressed. Dr. Wu reminded the members to watch for the new M31 for comments in 2006. She encouraged everyone to give input or raise questions for any unclear area. The comments should be submitted to Dr. Wu at [wuc@purdue.edu](mailto:wuc@purdue.edu)

Other info that will be included in the new M31 edition are: Pradofloxacin's QC ranges (*E.coli* 25922, *P. aeruginosa* 27853, *S. aureus* 25923, *App* 27090 for KB, and *E.coli* 25922, *P. aeruginosa* 27853, *S. aureus* 29213, *E. faecalis* 29212 and *H. somni* 700025 for MIC) and the MIC QC ranges for *C. jejuni* 33560 against Chloramphenicol, Cipro, Clindamycin, Florfenicol, Telithromycin, Clarithromycin Levofloxacin and Nalidixic acid (based on a 10 lab study). The incubation conditions that were used for *C. jejuni* were 36C/48hrs and 42C/24hrs. Wording on the need to adhere to 35C and avoid 43C will be included in the legend. Variations were observed in several antimicrobials tested between the two incubation conditions. The new document also addressed the preparation of the inoculum for the direct colony suspension method. It now will recommend using water for non-fastidious organisms but broth or saline for fastidious organisms.

The Generic working group led by Drs. Wu and Papich has completed the work on the MIC for Ampicillin/Amoxicillin and the update will be included in the new document.

The educational working group is working on means to disseminate M31 info to the veterinary labs and the journals. Plans to develop check lists or user friendly flow charts for labs are underway.

The M37 revision will begin in 2006. Please submit suggestions and comments to Bob Walker. This document is the guideline for MIC generation for new compounds.

Other new CLSI publications related to veterinary diagnostic laboratories are:

M100-S15, Performance Standards for Antimicrobial Susceptibility Testing: 15<sup>th</sup> informational supplement and M29-A3, Protection of Laboratory Workers from Occupationally Acquired Infection: Approved guideline-3<sup>rd</sup> edition, and M28-A2 Procedures for the Recovery and Identification of Parasites from the Intestinal Tract; Approved Guideline -2<sup>nd</sup> edition.

Dr. Wu continued to invite and encourage attendees to participate in the CLSI activities.

## Constitution, Bylaws and Resolutions Committee

Chair Dave Steffen. The committee met from 5:00-5:45pm, November 4, 2005 in Hershey, PA. Dave Steffen completed his term as chair and would welcome appointment of a new chair by the President. Attending: Chair Dave Steffen, Pat Blanchard, John Andrews and Gary Anderson. Three bylaws changes were discussed and presented to the HOD and approved.

## Enteric Diseases Committee

Karen Post chaired the session for chair Glen Songer. The committee met from 3:00- 5:00pm, November 4, 2005 in Hershey, PA.

Thirty one were in attendance (see full committee report on AAVLD website). Karen Post read a letter from Glenn Songer, apologizing for his absence and stating that he wished to “step out of the chairmanship” before completion of his term. By consensus, the committee recommends to the President that Francisco Uzal of CAHFS, San Bernardino be considered to fill the vacancy.

Three presentations were given: Feline Tritrichomoniasis by Karen Post, Johne’s Diagnostic Updates by Judy Stabel and Diagnosis of *Clostridium perfringens* infections in sheep and goats by Francisco Uzal. A brief discussion of the major challenges in the diagnosis of enteric diseases ensued. In particular, frustrations were voiced over the difficulty in diagnosis of *E. coli* infections. The meeting was adjourned at 4:30 pm.

## Epidemiology Committee

Co-chairs: Mark Thurmond and François Elvinger, Committee met November 4, 2005, from 10:00 a.m. to 12:00 noon.

There were 44 attendees who signed in on the attendance sheet, of which 11 were committee members; there were 14 non-member attendees who requested membership on the committee.

Following introduction and agenda outline, the committee discussed the role of diagnostic laboratories in planning and implementation of surveillance. Surveillance is defined as *an active, ongoing, formal, and systematic process aimed at (1) early detection of a specific disease or [disease] agent in a population, or (2) early prediction of elevated risk of a population acquiring disease, with a pre-specified action that would follow the detection of disease. Surveillance system design should aim at maximizing the probability of true early detection, should the agent be present, while minimizing the probability of false-positive detection, should the agent not be present* (JVDI, 2003). Laboratories traditionally are involved in a multitude of ‘surveillance-like’ activities. These activities are in the process of being formalized at the national level in the context of the National Animal Health Surveillance System (NAHSS) and with the creation of the National Animal Health Laboratory Network (NAHLN), at present mostly for FAD or other high impact diseases. Input and representation of AAVLD interests in NAHSS and NAHLN are through membership on Steering Committees, however concern was raised on whether that was the best approach for AAVLD. Diagnostic laboratories, however, may be expected by their constituents to carry out surveillance activities at the regional, State or even local level, likely for endemic diseases. Although such programs are on a smaller scale, proper design and planning are essential to produce reliable and useful results and to avoid unnecessary expenditure of resources. Presently most laboratories at best fulfill sentinel and disease reporting functions that do not satisfy the criteria for surveillance as outlined in the surveillance definition above. Committee members proposed to put in place a working group to evaluate feasibility of single- or multiple-laboratory based surveillance, and consider and generate guidelines for the design of surveillance for endemic disease.

One output of the 2004 committee meeting was a recommendation proposing that ‘The AAVLD and member laboratories should be formally involved in developing validation criteria, assessing and evaluating validation data, and approving assays for deployment.’ Diagnostic laboratories will be implementing new molecular based diagnostic tests which are in the process of being validated. AAVLD representatives have been invited to review the validation dossier of the newly developed real-time Reverse Transcriptase PCR (rRT-PCR) test, and to evaluate the format of such dossiers and its suitability for future validation packages. The CSF validation dossier review and revision are expected to be completed by the end of 2005. Meeting attendees discussed the applicability of new OIE guidelines for validation of in-house developed veterinary diagnostic tests. The guidelines need to be adapted to reflect reduced resources of individual laboratories, and committee members proposed to establish a working group to prepare guidelines for in-house developed diagnostic tests. Compliance with those guidelines should satisfy new requirements / criteria for accreditation of diagnostic laboratories.

Theory and practice of sampling and sampling design in veterinary diagnostic laboratories were another topic of discussion. Diagnostic laboratories are asked to propose appropriate sampling design for either detection of disease or determination of prevalence or absence of disease or disease agents. The expertise for advising clients on a) formulation of objectives for

sampling, b) design to respond to the stated objectives, and c) evaluation and interpretation of results is often not present in veterinary diagnostic laboratories. Meeting attendees at the 2004 meeting had discussed the need to organize a workshop on sampling. Given the value of appropriate sampling design and implementation which are essential for efficient diagnostic laboratory work, the proposal was again picked up at this 2005 meeting and members proposed to establish a working group to plan and prepare a workshop on sampling for the 2006 AAVLD meeting in Minneapolis, MN. The workshop should be planned for an afternoon (1:30 – 5:30 pm) and evening (7 – 9 pm) session on the day preceding the AAVLD meeting. The working group will identify and secure speakers.

Finally, the need for epidemiologic support in all veterinary diagnostic laboratories was discussed. Given the development of new diagnostic tools, given the constraints on resources that require efficient, including cost efficient, and effective diagnostic work, the input of a veterinary epidemiologist is required. The committee discussed the possibility of AAVLD action on requiring services / inclusion of epidemiologists in the context of laboratory accreditation. Committee members suggested the formation of a work group that would determine a) the number of AAVLD accredited laboratories that employ a veterinary epidemiologist, and assemble job descriptions; b) explore the various ways that epidemiologists contribute or should contribute to day to day and other activities in veterinary diagnostic laboratories; explore the needs of clients for epidemiologic support, including industry and regulatory agencies; explore the mechanisms of diagnostic laboratory accreditation and define type of epidemiologic support that may be required for diagnostic laboratory accreditation.

In conclusion, the AAVLD epidemiology committee remained with the following action items, all to be resolved through workgroups:

- 1) explore the need and necessary support for individual- or multi-laboratory surveillance. Propose recommendations and procedures.
- 2) prepare guidelines for the validation of 'in-house developed' veterinary diagnostic tests
- 3) assemble work group to organize the 2006 AAVLD sampling workshop
- 4) explore needs for and insertion of epidemiologic support in veterinary diagnostic laboratories.

**Planning Notes on Sampling workshop** (in no specific order):

Reporting of results, interpretation, depending on type of sample and test, depending on sampling design

Sampling for regulatory purposes, assuring quality

Sampling for detection vs. prevalence determination

Choice of tests

Invite AVMA, AABP, Allied Industries, and / or prepare manual for presentation at those meetings

Sampling Strategies, pitfalls

Other committees to contribute, for example Approved Methods

Production of information vs collection of data

Sampling criteria and standards

Hierarchies of samples / sampling

Fitness for purpose

Pooling

Small and large scale surveys

Cover disease examples, CWD, Neospora, BVD, ...

Give examples, case reports in handout, present problem and provide solution in exercise

Verify / coordinate presentation prior to workshop!!!

### **Food Safety Committee**

Co-Chairs Hailu Kinde and Pat McDonough. The committee met from 6:30-8:30pm on November 3, 2005

There were 22 people in attendance. Presentations were given by three invited speakers.

Dr. Patrick McCaskey, FSIS, USDA presented an update on the mission, objectives organizational structure and current activities of Food Emergency Response Network (FERN). He added the integration of FERN with NPDN (national plant diagnostic network), NAHLN (national animal health laboratory network), LRN (human- laboratory response network) and environmental (eLRN, environmental LRN) networks. He said currently FERN consists of 119 laboratories, in 48 states and Puerto Rico including 26 Federal and 93 state/local labs of which 10 are veterinary diagnostic laboratories. Eighty-seven chemical, 92 microbiological and 27 radiological disciplines are included in FERN laboratories.

Dr. Doris Miller of the veterinary diagnostic laboratory of Athens, GA presented a talk on the "Perspective of Veterinary Diagnostic Laboratories with FERN regional Development". Dr. Miller discussed the importance of VDL in strengthening FERN as part of our Homeland security, the overlapping mission and purpose of VDLs with FERN and the numerous benefits to membership in FERN, and finally the process by which a VDL can become a FERN member.

Dr. Mary Sutton, FSIS, USDA presented on “Molecular Diagnostic Methods used to identify food borne pathogens in FSIS laboratories”. She indicated the following molecular methods are in use for the detection of food borne pathogens at FSIS laboratories: PCR – automated Bax for *Salmonella*, *Listeria monocytogenes* and *E. coli* O157:H7; Nucleic acid hybridization – Accuprobe –rapid DNA probe test for identification of *Listeria monocytogenes*; Pulse field gel electrophoresis (PFGE); Real-time PCR and sequencing.

The committee further discussed its desire to organize a mini pre-meeting symposium at the next year’s Annual meeting with an emphasis on preharvest food testing; sample collection for food safety testing; trace back investigation on food borne outbreaks (case presentations by Public Health Officials); herd/flock disease outbreaks; etc.

The committee also discussed the issue of low attendance and suggested that the meeting date be pushed back to Friday evening instead of Thursday evening in order to encourage member participation. The committee felt that individuals are just arriving or still traveling on Thursday and this may have contributed the poor turnout. The committee will prepare an agenda and a budget for the symposium at a later date.

### **AAVLD Foundation Committee**

Chair Barb Powers. The committee met from 9:15--9:45pm on November 4, 2005 following the auction with about eight members in attendance.

1. Foundation assets as of Sept 30, 2005 are \$105,119.
2. Foundation contributed to annual trainee travel, presentation, poster and JVDI manuscript awards (see page \_\_).
3. Foundation held its first auction and raised over \$6000. The committee discussed ways to improve the auction for next year, to include a “silent auction” part.
4. Foundation agreed to offer matching funds to any funds raised by a discipline to fund up to two discipline-specific trainee travel awards total of 500.00 matching funds per discipline. Each travel award to a student is for 500.00.
5. Foundation revised its mission statement to focus on bringing new diagnosticians to the field “to promote recruitment, education and retention of the next generation of veterinary diagnosticians and to reward excellence in veterinary diagnostic medicine”.
6. Foundation plans to develop a brochure form using the AAVLD poster that Dr. O’Toole developed.
7. Foundation approved the virology committee’s request to develop and fund their own travel award which will be offered under the Foundation so contributions will be tax-exempt. The committee will pick the winner from applicants if they raise 500.00 in funds specified for virology trainee travel.
8. New committee chair is Dr. Paige Carmichael.

### **Government Relations Committee**

CoChairs: Drs. Bruce Akey and Gary Osweiler. The committee met from 3:30-5:30pm on November 5, 2005.

The AAVLD Government Relations Committee met with eight committee members and three guests present. Topics of discussion included the implementation of the National Biosurveillance Integration System (NBIS) by the Department of Homeland Security (DHS), a survey of laboratories to be conducted by USDA’s National Surveillance Unit (NSU), a bill being offered in the Senate (S-1532) concerning agroterrorism, the President’s proposed emergency funding for Avian Influenza (AI) surveillance and response and funding for expansion of the CDC’s Laboratory Response Network (LRN) to include more veterinary diagnostic laboratories.

Dr. Tom McGinn from DHS informed the group that the National Biosurveillance Integration System (NBIS) is not meant to duplicate the efforts of other federal Agencies, including intelligence Agencies. It will collate and analyze data from other agencies, not raw data but information that has already undergone consolidation and pre-processing by the submitting Agency. The primary objective of the NBIS is to identify perpetrators of terrorist activities. There have been delays in the roll out of the system but a Director has been selected (Jim Wilson, MD) and agreements have been struck with Agencies to provide analysts to augment the NBIS in-house analysts. Most of the information gathered will be based on passive surveillance but the NBIS may direct some active surveillance based on experience gained. The Committee recommended that the new Director of the NBIS be invited to join the National Animal Health Laboratory Network (NAHLN) Steering Committee.

The USDA’s National Surveillance Unit (NSU), part of the Centers for Epidemiology and Animal Health (CEAH) based in Ft. Collins, CO, is interested in conducting a survey of state labs to ascertain the abilities of the labs to contribute surveillance data to a national effort. A draft of the survey was sent to the AAVLD Executive Committee to be further

refined. It was suggested that the survey should be sent both to lab Directors and State Veterinarians and that questions on the survey be as specific as possible to avoid confusion and generate useable responses.

A bill (S-1532) was introduced in Congress by Senator Specter of Pennsylvania that addresses the issue of Agroterrorism preparedness and response. Included in the bill are provisions for enhancing the veterinary laboratory infrastructure of the US. There appears to be some duplication of other efforts underway either in Congress or through federal Agencies. The Committee recommended further inquiries of both local congressional delegations as well as the AVMA Government Relations Division to track the progress of this bill.

The President's recent request to Congress for emergency funding to improve preparedness and response for Avian Influenza included \$91 million in funds for the USDA. The USDA has announced that a portion of that funding will likely be devoted to additional AI surveillance efforts, including additional testing and further development of rapid diagnostic methods e.g. 96-well PCR. There may still be time to influence the allocation of funding either at the congressional level or within USDA:Veterinary Services.

The Centers for Disease Control (CDC) has incorporated in its budget request a provision for \$2 million in funding to support inclusion of additional Veterinary Diagnostic Laboratories into the Laboratory Response Network which is responsible for screening for bioterrorism agents. Survival of this budget item is questionable. On a related note, the Food Emergency Response Network (FERN), another federal laboratory surveillance system based in the USDA's Food Safety Inspection Service, is interested in more participation from VDLs with food safety testing responsibilities or capabilities.

### Informatics Committee and NAHLN IT Committees

Co-Chairs: Drs. Jim Case and Jay Kammerzell. The AAVLD Informatics Committee met from 1:00 to 4:15pm on November 4, 2005 with 35 in attendance including 6 members.

1. Introductions
2. Old Business or Updates from AAVLD Board -None
3. New Business -

Accreditation site visits – informatics member

Add an informatics committee member to the accreditation team. This has been proposed to the accreditation committee. Are there committee members that are interested in participating?

Volunteers

List of items to review during accreditation

- Data security
- User training
- Audit trails
- Data elements/standards mapping
- Disaster recovery
- Records archiving

J Case mentioned that guidelines for review of Information systems were developed by this committee a number of years ago. Should this be reviewed and updated?

**Action Item: Create subgroup to review the old guidelines and develop a revision for review by the committee. Submit to accreditation committee for consideration.**

Subgroup: Jay Ross, Randy Berghefer, Jay Weidner, Jay Kammerzell, Jim Case

Other new business – none

4. CA Pilot Project – Jay Ross

Jay Ross from California Animal Health and Food Safety Lab (CAHFS) presented the status of the CA Pilot project. This project addresses field sample collection and end to end tracking of samples and results for AI and END surveillance testing.

Joint project among CAHFS, CDFA and USDA:APHIS

Goals:

- improve data quality
- improve data collection efficiency
- share all data with each entity involved
- Provide a solution for both routine and emergency surveillance

#### Design goals

- adherence to data standards
- evaluation of other processes/solutions

#### Involved:

- field collectors
- laboratory staff
- program managers
- epidemiologists

#### Design

- message based integration of information systems
- hub and spoke format with a central message broker
- utilize bar coding
- applications optimized for data entry
- reduction in amount of data entry as a whole
- utilize technology that had already been implemented

#### Current status

- Initially tested the design
  - o Focus on field collection
- Time savings
  - o Minutes to hours
- Going live in December with 15 pilot collectors

#### Next phase

- expansion to another state/ program
- Phase III
  - o More device types
  - o Increased robustness
  - o More states
- Phase IV
  - o Further refinement and expansion to programs and states

#### Requirements to participate

- The requirements for a laboratory to participate are the same as those that are needed to participate in the NAHLN

#### Cost summary

- about 4 months of development/implementation time or
- \$20,000 and two months of implementation
- Average of about \$1500 per field collector
  - o Assumes a mixture of paper and Web, tablet and digital pen technologies
  - o Minimum of \$250 – max of \$5500

#### 5 NAHLN Update – Jay Kammerzell

Jay Kammerzell distributed a CD with a number of standards that are being used in the NAHLN including SNOMED, LOINC, Message Work Bench (MWB) and some additional documents of interest.

#### Client confidentiality

This is a serious issue for participants in the NAHLN. Role based access is being used to restrict access. The current assumption is that if the USDA is paying for testing to be done, then that data will be sent to the NAHLN. Other distributions of data will be based on individual agreements.

Legislation at the state level will affect how data will need to be handled. Deidentification of patient records is an issue in the human health community. Do we need to address this issue in veterinary medicine also?.

#### Rhapsody availability

##### Additional Labs

- KSU, Kentucky-Murray state, Michigan state, Minnesota, Mississippi, Ohio, South Dakota, Tennessee, Utah, Wyoming, Nebraska, Indiana
- CA, CO, IA, WA, NVSL currently sending data
- Need additional laboratories

#### GAO – IT Directive

- Included on a CD that Jay Kammerzell distributed to committee members.
- Talks about challenges to funding for IT projects to improve the public health infrastructure.
- Interfacing with LRN and with other federal agencies that perceive value in veterinary information is included.

#### New training

- 2-3 days
- In California
- 42 people currently signed up
- Will cover HL7, LOINC SNOMED for AI, END and CSF
- Rhapsody training will also be provided

#### Terminology Support

- Provided support to Jeff Wilcke and Julie Green at VT to develop terminological tools for the NAHLN labs
- Maintain terminology for new terms needed

#### Program Leader in CSREES – Gary Sherman

- New position for a national program leader for animal agrosecurity is open for recruitment
- Expected to work at high levels of the government to support the NAHLN and provide departmental reviews and grant programs related to biosecurity
- Education, extension and research
- GS-14 or 15 level

#### Support in Ft. Collins USDA– IT person and terminologist

- VS has open positions in direct support of the NAHLN program

#### Object Identifier (OID) Website – Randy Berghefer

- Randy went through the operation of the OID registration and maintenance website.

#### NAHLN Implementation Guide

The current version of the implementation guide is available on the NAHLN website, as is the last approved version of the NAHLN messaging specification. This guide will be undergoing revision following the development of the revised messaging structure scheduled to be completed in November 2005.

In addition to the implementation guide, another document, preliminarily entitled the “hitchhiker’s guide to NAHLN messaging” is under development and will provide new NAHLN laboratories with a concise set of guidelines for sending laboratory data to the NAHLN repository.

#### NAHLN Messaging Update – Jim Case, Jay Kammerzell

An update on the status of NAHLN messaging and some examples from the implementation in California were presented. This included an overview of an actual message generated by the CAHFS and submitted to the NAHLN repository, some examples of the terminology mapping tables being used to convert local data to the standard forms required by the NAHLN and a web-based message management tool used to monitor message flow and correct erroneous messages.

It was announced that a revision to the current result message was underway and would be available for the labs later in November.

Following a question and answer session, the meeting was adjourned at approximately 4:15pm.

### **Laboratory Administrative Personnel and Management Committee**

#### Chairperson Geraldine Jessup

The committee met Saturday November 5, 2005 1pm-5pm and Sunday November 6, 2005 8am-Noon. There were 15 people in attendance

Emily Sanson from the California Animal Health & Food Safety Laboratory System, University of California, Davis gave a presentation on lessons learned during their recent accreditation visit. She addressed issues related to the changes in accreditation guidelines resulting from the implementation of our quality programs. A number of excellent suggestions



were made regarding preparation, dry runs, and follow-up with staff on the feedback received. A general discussion followed regarding the changes and how visits will now be done in the labs, not in conference rooms. Practice was emphasized as the bar keeps rising and will continue to go up as we begin to internalize the quality perspective into all of our processes.

Marti Turocy from Quality Systems Integrators [www.qsi-inc.com](http://www.qsi-inc.com) gave a presentation on electronic document control. This is an excellent option for managing documents, training records, and business processes which are assets of any organization. The primary components addressed security, management, and transfer of information.

Lab updates focused primarily on implementation of the quality systems, customer surveys, and the implementation of new operating systems.

Kim Ramm from the Diagnostic Center for Population and Animal Health, Michigan State University gave a presentation on the implementation of their new laboratory operating system. Go-live took place October 18, 2005 and is proceeding well.

Jay Ross from the California Animal Health & Food Safety Laboratory System, University of California, Davis gave a presentation on the conversion process being used to implement their new laboratory operating system.

Geraldine Jessup from the California Animal Health & Food Safety Laboratory System, University of California, Davis is retiring. Thank you Geraldine for your leadership of our committee.

Kim Ramm the Diagnostic Center for Population and Animal Health, Michigan State University was elected as Chairperson of the committee for the next three years.

#### **Laboratory Director's Committee**

Co-chairs Drs. Ron Lewis and Helen Acland. The committee met Saturday November 5, 2005 from 5:30-8:00pm in Hershey, PA. There were ~60-75 attendees.

Invited speakers included:

**Randall Levings**, USDA/APHIS. Dr. Levings provided an update on the NVSL construction project, BSE testing and surveillance, and the progress being made on the National Animal Health Laboratory Network.

**Peter Wright**, National Centre for Foreign Animal Diseases, Winnipeg, Manitoba. Dr. Wright provided an overview of the Canadian Animal Health Surveillance Network.

**Monte Reimers**, Michigan State University. As Chair of the Quality Assurance Committee, Dr. Reimers provided an update on the activities of the QA committee.

**Drs. Lanny Pace** (Mississippi VDL) **and Alma Roy** (LSU – VMDL) provided graphical presentations of the impact of Hurricane Katrina on Veterinary Diagnostic Laboratories in those states.

The meeting was well attended and participants posed many questions to the presenters. As in other years, there was a wealth of information but only limited time available in which to have meaningful discussions. There are a variety of excellent presentations in all other sessions during the annual meeting and it may be better for the meeting of laboratory directors to follow a more interactive process.

#### **Recommendation:**

In subsequent years, we recommend that formal presentations be limited to one or two speakers, allowing the time to be dedicated to discussions emanating from the floor. This would allow participants to be more actively involved in discussing specific topical issues of particular interest to them.

#### **Laboratory Emergency Preparedness Subcommittee of joint CAEM**

Co-Chairs Pat Blanchard and Alfonso Torres. The subcommittee met from 9:00-10:00 am on Friday, November 4, 2005 in Hershey, PA. There were 35 attendees including 7 committee members present. A number of individuals requested to become members.

1. New structure of the working group was reviewed by Pat Blanchard:
  - a. This is a subcommittee of the joint USAHA/AAVLD Committee on Animal Emergency Management.
  - b. Subcommittee members are automatically members of the parent committee but may not wish to be on the parent committee e-mail list, as it involves e-mails that may not be of interest to them. Pat Blanchard will email members to determine who wants to be added to the parent committee email distribution list.
  - c. All subcommittee members will begin receiving the monthly agendas, conference call information and minutes of the parent committee.
  
2. New objectives for 2006:  
The committee approved the following objectives:
  - a. Lessons learned – After Action Report format development: subcommittee will evaluate current DHS and USDA formats in light of what information is of value to laboratories and decide on a format. Where these reports will be posted was not resolved.
  - b. Concept of operations matrix – a listing of high level tasks, date due, responsible party:
    - i. We may need multiple matrices for biologic, chemical and terrorist events
    - ii. These could be appendices to Lab Emergency Management (LEM) guidelines the subcommittee has already created.
    - iii. Add development of concept of operations matrix to the LEM guidelines.
    - iv. Review communication plan portion of the LEM guidelines and update, if needed.
    - v. Discuss with Barb Martin, NAHLN coordinator, whether the Integrated Consortium of Laboratory Networks is addressing national guidelines for laboratories related to National Incident Management System, National Response Plan, and National Infrastructure Protection Plan.
    - vi. State public health and food safety testing labs may already have a concept of operations. Action items: Pat Blanchard to check with Association Public Health Labs Emergency Committee. Kathy Kurth to check with WI joint Food and Ag and Public Health Lab group that is working on identifying roles and responsibilities of each partner. Contact Bev Byrum on whether Ohio which has a close partnership of their food testing, public health and veterinary lab has already developed a concept of operations matrix..
  - a. Sponsor an Emergency Response Symposium, possibly with NAHLN, at 2006 meeting.
  
3. New objective placed on hold for 2006 due to time concerns:
  - a. Resource typing: develop resource typing, focusing on personnel, so we use a common vocabulary when describing a microbiologist, molecular biologist, etc. This might include minimum criteria for each classification to expedite requests and deployment.
  - b. It was suggested by Dr. Whiteford that one of the states apply for ODP funding to get a national planner to help with the above activities that could then be used generically in all states.
  
4. The CAEM Disinfection recommendation was discussed and approved by the subcommittee. The recommendation will go to the AAVLD Executive Board for approval.
  - a. There were some comments that protocols for use are more important than type of disinfectant. Some disinfectants are temperature sensitive, inactivated by organic material, etc. Australia has posted on their website by disease agent their recommended disinfectants. In the US, one issue is that many of the common disinfectants are not approved for foreign animal agents because no EPA application was filed.

### **Laboratory Safety and Biological Waste Disposal Committee**

Chair: Larry Thompson. The committee met from 1:00- 4:15pm, November 6, 2005 in Hershey, PA.

The Laboratory Safety Committee commenced at 1:05 pm with 44 members and guests in attendance. The Safety Committee continues its mission of fostering communication amongst member laboratories concerning on-going and emerging safety issues.

The first discussion centered on problems and solutions to client transport and delivery of diagnostic specimens to the laboratory, especially serum samples. In addition to proper design of laboratory receiving areas, the use of secondary containers as well as proper training and education seemed to be the best solution to avoid problems.

Dr. Jim Pearson of representing OIE updated the committee on the 13<sup>th</sup> UN Model Regulations on the Transport of Dangerous Goods and the changes incorporated into the 2005 IATA Regulations. In these new regulations, infectious substances have been divided into Category A and Category B groups. A specific list of Category A organisms is published with those agents causing life threatening disease in animals or humans. Category B is comprised of any infectious substance not in Category A. Category A infectious substances will require UN Part 620 packaging (equivalent to IATA

620 packaging) and a dangerous goods declaration. Category B infectious substances will require UN Part 650 packaging, which is similar to the current "Diagnostic Specimens" with the additional requirement that the primary or secondary container must be certified to withstand 95 kPa of pressure differential. Both the USDA and OIE website (WWW.OIE.INT) have good reviews of the regulations and packaging requirements. Committee members were reminded that IATA regulations only affect air transportation while ground transportation regulations are covered by the US-DOT. The committee agreed that items sent by USPS should always be cleared by the USPS and Dr. Rick Nabors related his Texas experience and forwarded USPS contact names to confirm packaging requirements. A final item on the new regulations was that any surveillance sample from a healthy human or animal is exempted from the regulations.

The committee reviewed the status of the Best Management Practices for Chronic Wasting Disease and other non-zoonotic transmissible spongiform encephalopathies. This document had been developed by the AAVLD Pathology Committee and the Lab Safety Committee. The committee found no need to change or update the document at this time. Discussion then focused on laboratory safety procedures for BSE and it was decided that current USDA recommendations for those laboratories currently performing BSE testing is satisfactory at this time.

The Committee then discussed the general idea of safety procedures and containment for necropsy facilities in member laboratories. While many individual laboratories have protocols, interest was expressed in developing guidelines for AAVLD member laboratories to help guide the laboratories in developing their own as well as giving guidelines to accreditation teams. The Chair will work on this for next year.

Waste disposal issues centered on the use of alkaline hydrolysis for carcass disposal, as several member laboratories now have working units. With laboratories intent on getting such a unit, several questions on wastewater disposal must be cleared through their local sewage district, including the high BOD of the effluent as well as the high pH. Several member laboratories will be installing pathological incinerators for carcass disposal. Incinerator regulations remain on a state by state basis as there are no national regulations on pathological incinerators.

### QA Committee

Chair: Dr. Monte Reimers. The committee met from 1:00pm-3:00pm on November 4, 2005. Approximately 65-70 people attended, with ten indicating a desire to become new members.

Many attended the Joint Symposium sponsored by the NAHLN and QA Committee on Thursday, November 3. The combined session in the morning had attendance in excess of 180, and the QA sessions in the afternoon were attended by approximately 80 people. Feedback was very positive, and numerous requests for a similar session at next year's meeting were received.

All members with documents to share for the benefit of the group are encouraged to submit them to M. Reimers to arrange posting on the QA page on the AAVLD website. Attendees agreed that posting of documents was an extremely helpful tool, especially to QA newcomers. Heartfelt thanks to those who have shared and will share their documents.

Committee members continue to seek additional feedback on quality manual and implementation plans, and for concise accreditation requirement definitions. The newest version of the Essential Requirements for an Accredited Veterinary Medical Diagnostic Laboratory, Version 3.0, July 16, 2005 was emphasized as the starting document for all accreditation activities. An auditor checklist and report based on ISO formatting has been reviewed by the Accreditation Committee and has been used for one site visit.

The extensive prior QA work by the AAVLD Accreditation Committee members is acknowledged and appreciated. QA Committee members' input and offers of assistance are intended to maintain the momentum created by the Accreditation Committee's past efforts. As a result of discussions at the Accreditation Committee meeting, the QA Committee was given the following assignments:

1. provide a list of QA experts/trainers/auditors among our membership
2. compose a "QA best practices" document for review by AAVLD
3. submit suggestions for improved communications between this committee and the Accreditation Committee
4. review and revise the "site visit SOP" currently under consideration
5. develop a site visit evaluation to be completed by the visited laboratory
6. continue to consider, as is the Accreditation Committee, the addition of a QA person to site visit teams

M. Reimers shared sample quality manual and SOP documents which could be adopted for a number of purposes in the assignments listed above.

- Members contributed a number of items for the “What can QA do for you?” question, including:
  - defense against liability
  - favorable financial impact
  - confidence in tests, results, reports (lab directors can sleep better at night)
  - accountability – not necessarily punitive, but also to allow proper credit where due and to defend technical staff competence and work

Discussion of numerous agenda items went quickly, as members brought recommendations and anecdotes regarding a number of functions.

- Practical laboratory statistics: sources included Minitab, Westgard EZ rules (good system and cheap), Excel and add on Analyze-It
- Document management systems: sources included Sharepoint (favorable comments; allows one to designate what points are controlled/uncontrolled), STARLIMS document management (<http://www.starlims.com>), TMS Enterprise (single site) or TMSWeb for multi site labs, Quality System Integrators [www.qsi-inc.com](http://www.qsi-inc.com) .
- Proficiency testing providers: sources included the National Veterinary Services Laboratory (NVSL), Veterinary Laboratories Agency (VLA), and College of American Pathologists CAP (favorable comments)
- Validation, whether concerning computer systems, new methods, or anything else, continues to be a topic without universally accepted definition or resolution. It was mentioned that information from other groups (epidemiology, virology) within AAVLD is forthcoming, and might provide some basis from which to work within the organization. Numerous other potential standards were mentioned, but due to the range and depth of testing in our member laboratories, realism may dictate that we do our best efforts at validation, include the justification, provide comments, and document, document, document. Then keep the documents. Potential standards may include the OIE Quality Standard and Guidelines for Veterinary Laboratories: Infectious Diseases. The University of Guelph validates to accredited standards. A minimum of annual QC checks on programs is recommended. Spread sheets may help in validation, and with sufficient documentation as mentioned above, even handwritten calculations vs. computer programs have proven acceptable.
- Suggestions for training of non-technical staff include use of online training, including trainer qualifications in appropriate SOPs (e.g., laboratory supervisor), and use of university or parent organization’s programs, especially for safety/hazards training and other training common to all organization employees. Ohio conducts training on a policy level, working down the levels of documents to ensure complete system training. It then uses an open book questionnaire to assess comprehension.
- Internal audits should be regular, include vertical as well as horizontal auditing, and potentially include technical staff to address manpower limitations. Marci Pederson presented a poster concerning auditing at this meeting. Ohio uses an overall audit procedure at the policy level, then SOP audits and other internal audits to evaluate the organization in greater depth.

Attendees are encouraged to advise M. Reimers (517-432-5752; [mreimers@dcpah.msu.edu](mailto:mreimers@dcpah.msu.edu)) of errors or omissions in these minutes.

### Pathology Committee

Chair: Dr. Donal O’Toole. The Pathology Committee met from 12:00 – 2:00 pm on November 6, 2005. Thirty two people attended the meeting.

#### • Review of Saturday slide conference; selection of co-chair for 2006.

Dr. Rob Bildfell reviewed the Saturday slide conference. There were 19 presentations. A handout was provided (courtesy of Dr. J. Andrews). As in previous years, the meeting ran a little long. Approximately \$1,000 was generated by the sale of slide boxes to non-presenters. This will be donated to the AAVLD foundation for the purposes of a pathology trainee scholarship.

*Action:* 1. Dr. Carol Lichtensteiger will co-chair next year’s meeting. It was agreed to follow this year’s format but to give preference to graduate students’ presentations. The number of presentations should be reduced (19 presentations this year was excessive: 10 - 12 might be better). Appropriate “surplus” abstracts should be routed to the Pathology session of the main meeting. This can still be done after the official deadline (May) for conference abstracts has passed, and are often welcome to round out sessions at the meeting.

2. Dr. Alan Liggett of UGA agreed to co-moderate next year’s Saturday afternoon slide conference.

3. Dr. Bildfell will post slide session notes from 2005 session on web site (see www.aavld.org members only site under Proceedings and Abstracts)

· **Immunohistochemistry SOPs.**

The group discussed the 2-page Best Practices document for immunohistochemistry that was developed by Dr. Matti Kiupel and others last year. The document was initially circulated to the QA committee, which suggested it go to the Accreditation committee and/or the Executive Board since these were proposed requirements for AAVLD-accredited laboratories. At a meeting of the accreditation committee in Hershey two changes were suggested: amend the title from *Requirements* to *Best Practices*, and ensure that minimum requirements for interpreting immunohistochemistry slides conform to those required for accreditation purposes. At the Board meeting concern was expressed by directors of several laboratories (Drs. Steffen and Layton) about some of the wording. It was agreed the draft go out for comment one more time.

*Action:* Dr. Matti Kiupel will circulate the amended immunohistochemistry SOPs in electronic form and finalize them. Once agreed, Donal O'Toole will copy it to the AAVLD accreditation committee as Best Practices (not requirements) and have them posted on the AAVLD web site.

· **Clinical pathology inclusion in pathology session**

No clinical pathology abstracts were submitted for either the Saturday afternoon slide session or for a combined clinical pathology-morphological pathology session at the 2005 meeting. The original call specifically requested these, as a result of the discussion last year and a presentation by Dr. Andreasen, who wished to increase participation by clinical pathologists in the AAVLD. After a short discussion, it was agreed that for the 2006 meeting we should once more solicit clinical pathologists to submit presentations at the AAVLD annual meeting. As the meeting will be in Minneapolis MN, there may be better participation.

*Action:* D. O'Toole will work with Dr. Barb Powers, President-elect and Program chair, to solicit clinical pathology papers.

· **Clinical Pathology subcommittee update - Claire Andreasen**

This was a follow up from last year. Clinical pathologists were developing QA/QC standards and accepted/approved methods for clinical pathology. *Action:* None - not received.

· **Web-based chapters on Investigation of Abortion and Perinatal Loss in Livestock and Companion Animals**

Last year the committee discussed a proposal to work on providing replacement text for *Laboratory Diagnosis of Livestock Abortion* on the web. The current edition (3<sup>rd</sup>) was published in 1990 and is now out of date with unsatisfactory image quality. Dr. O'Toole had proposed individuals who would coordinate specific chapters of the text. There were:

- Dr. Michael Yaeger (MYaeger@iastate.edu) - PIGS. Dr. Yaeger had agreed to serve as co-editor.
- Dr. Behzad Yamini (yamini@dcpah.msu.edu) - DOGS/CATS.
- Dr. Mark Anderson (manderson@ucdavis.edu) - CATTLE
- Dr. Neil Williams (nmwillia@uky.edu) - HORSES. Other names that were suggested were Dr. Klaus Buergelt in FL and Kristen Patton in NM.
- Dr. Flint Taylor - how to approach an abortion.

Dr. O'Toole asked for a volunteer to move this forward, since he made little progress with this during the year. Dr. Brad Njaa agreed to take over the task.

- Action:*
1. **D O'Toole** will submit a chapter outline to Dr. Njaa after the 2005 meeting in HTML format.
  2. **Dr. Njaa** will identify chapters that show promise as current reviews of abortion/perinatal death/stillbirth and encourage submission to J Vet Diagn Invest.

· **Match the \$500 from Foundation for trainee. Send a reminder**

The AAVLD benefit auction raised some \$5,800 dollars. The Foundation proposed that it would match up to \$500 raised by individual discipline-based committees.

*Action:* Dr. O'Toole will send a reminder to pathology committee members so that the number of trainees coming to the meeting can be increased. Two pathology-specific travel awards were made for the 2005 meeting.

· **CL Davis conference ideas for 2006**

The committee tentatively agreed to do avian diagnostic investigation possibly involving Dr. Fred Hoerr in Alabama. It was agreed that the session should be much broader than a list of lesions and diseases - some emphasis needs to be placed

on disease investigation and on management practices. For that reason the session should be attractive to non-pathologists.

Action: Dr. Matti Kiupel on behalf of the CL Davis Foundation will approach Dr. Hoerr and see if such a session will be appropriate for next year's meeting.

· **Election of chair nominee to replace Dr. O'Toole**

Dr. Matti Kiupel was selected as the nominee for chair for the next 3 years.

### Serology Committee

Co-Chair Jim England presided, co-chair Sandy Baldwin. The committee met from 4:00-6:00 pm Friday, November 4, 2005. There were 29-42 guests and committee members in attendance.

IDEXX Laboratories provided an update of their recent expansion and consolidation with a laboratory in Sweden. They continue to develop new approaches and tools to aid diagnosis of animal disease.

The following leptospirosis and bacteriology serology testing by NVSL were provided by Mark Wilson and Steven Hennigan

#### Summary of Activities for the National *Leptospira* Diagnostic Reference Center

During the period of October 1, 2004 to September 30, 2005, the National *Leptospira* Diagnostic Reference Center cultured 280 cattle kidneys from adult breeding age cows and bulls. Of these, 58 were collected from an establishment in Omaha, Nebraska. The remaining 222 kidneys were collected from an establishment in San Antonio, Texas. Herd history and origin of animals were unknown. Approximately 80% of all kidneys received had signs of nephritis. A tissue homogenate was prepared in 1% bovine serum albumin with 200 ug per milliliter of 5-fluorouracil. Each tissue homogenate was cultured in semisolid *Leptospira* medium and tested with fluorescent antibody (FA) conjugate. *Leptospira* was isolated from one kidney. The identity of this isolate has not been confirmed at the time of this report. None of the kidney homogenates were positive by *Leptospira* FA.

Tissue samples from approximately 200/280 kidneys have been digested with proteinase k for the purpose of comparative PCR testing. The intent is to evaluate *Leptospira* PCR, FA, and isolation for the purpose of methods comparison.

The National *Leptospira* Diagnostic Reference Center is accepting specimens for *Leptospira* isolation and has added this to the current list of available diagnostic services at the National Veterinary Services Laboratories.

#### National *Leptospira* Diagnostic Reference Center Summary of Serology and Reagent Production Activities

During the period of October 1, 2004 through September 30, 2005, the National Veterinary Services Laboratories *Leptospira* Reference Center received a total of 1,657 sera submitted for *Leptospira* microscopic agglutination test (MAT). Of these, 1,046 were for diagnostic and 611 were for export purposes; total tests performed were 7,577. During this same period, clients requested and were provided 284,800 milliliters of polysorbate 80-bovine albumin medium, 163 *Leptospira* reference cultures, 136 vials of *Leptospira* reference antiserum, 69 vials of *Leptospira* multivalent fluorescent antibody conjugate, and 20 vials of flazo orange counterstain. A *Leptospira* MAT training school is scheduled for December 2005. *Leptospira* MAT training schools will also be offered in 2006 to meet training requests.

A total of 47 people participated in the 2005 *Leptospira* proficiency test. Twenty sera were tested against five *Leptospira* antigens. Scoring was based on two parameters: identity (positive-negative, 500 points possible) and accuracy (titer, 500 points possible). For correctly identifying a sample as positive or negative, five points are awarded. No points are awarded for incorrectly identifying a sample (e.g., a negative sample as positive or vice versa). A gradient of points will be assigned for accuracy. Results that match the median score are awarded five points; for each two-fold deviation from the median titer, a 1 point deduction is scored. The consensus identity response and median titers of the participating group will serve as targets to compare individual laboratory results. An overall score was calculated from the parameter scores.

Three participants were from laboratories located in Canada, New Zealand, and Great Britain. Two of the three foreign participants scored below 90% overall. The remaining 44 participants were from laboratories in the US. Of the US participants, 30 (68.2%) had overall scores in excess of 95%. Eleven (25%) of the US participants had overall scores ranging between 94.8 to 91.1%. Participants from three (6.8%) US laboratories had overall scores lower than 90%. The median overall score for all US participants was 96.9%.

## Old Business:

Jim Pearson requested the Committee to designate individuals (laboratories) to review the Approved list of serologic test protocols and complete assay performance characteristic summary sheets. The Chair would consult with the members and attempt to do so. No one volunteered, so names will be selected and contacted. It is planned to have this completed by February.

## Strategic Planning Committee

Chair David Zeman. The committee met from 3:00-5:00 pm on November 6, 2005 in Hershey PA with 13 members present.

The committee reviewed recommendations and comments made by the Executive Board on the 2004 strategic plan draft. These were incorporated into the draft with only minor additional modifications. The 2005 version of the AAVLD Strategic Plan will be forwarded to the Executive Board shortly. The strategic planning committee believes this plan is ready for posting on the organization's website. The final version will be posted on the member only side of the AAVLD website at [www.AAVLD.org](http://www.AAVLD.org) under Committees, Special Committees, Strategic Planning committee - Reports.

Further discussion was held regarding procedures for updating the strategic plan. It was decided to evaluate it in detail at each annual meeting and send the updated versions to the Executive Board for action and distribution as they see fit. In light of the name change of this committee from the "Long Range Planning Committee" to the "Strategic Planning Committee", the current committee asks for clarification of our charge from the Executive Board.

Committee Members: Continuation of 2004 members with the addition of Gary Anderson (KSU) and Donal O'Toole (UWY)

## AAVLD Veterinary Analytical Toxicology & Mycotoxin Committee and USAHA Committee on the Environment

Co-chairs: Brent Hoff and Catherine Barr. The committee met on Saturday, November 5, 2005 from 3:30-6:30pm with 35 people in attendance.

Dr. Gavin Meerdink – chair of the USAHA Committee on the Environment, gave a very practical case presentation on the most significant toxicosis he has encountered over the past few years in production animals. The presentation included several lead toxicities from a variety of sources, including contaminated fields with lead shot and lead paint from pressure washing a building. Some cases of OP poisoning, as well as large numbers of cattle deaths due to the malicious release of anhydrous ammonia from mobile tanks. A very informative demonstration of the problems we may expect with "byproducts" and "co-products" from the ethanol industry completed his presentation. The co-products are gluten feed (CGF) and distillers dried grains (DDGS). The co-products marketing, as animal feeds, will be necessary to offset production costs. These co-products vary from plant to plant and between batches, for several nutrient components. The degree of nutrient variation from load to load may warrant more frequent analysis. Phosphorous levels are high for CGF and DDGS. TMRs should be monitored for Ca/P ratios for nutritional purposes and to prevent urolithiasis. Sulphur levels are also high, with possible increased incidence of polioencephalomalasia and copper deficiency.

Dr. Randall Lovell from FDA, presented information on Dioxins and Perchlorate in Animal Feeds. This was an update from last year's presentation, plus some new information.

Twenty dioxin (D)/furan (F).polychlorinated biphenyl (PCB) congeners were measured in yellow grease (waste fats and oils from restaurants) and in rendered fat from cattle, poultry, swine and mixed animal species (8-18 samples per commodity). The total D/F/PCB levels found ranged from 0 to 1.6 ppt toxic equivalents (TEQ). These levels were well below the 3.0 ppt TEQ maximum residue limit (MRL) recently proposed by the European Communities (EC) for D/F/PCB an animal fat.

D/F/PCB levels were also measured in 111 samples of dairy feed, most of which were total mixed rations. The mean D/F/PCB level was 0.018 ppt TEQ and the range was 0 to 0.15 ppt TEQ. These levels in the dairy feed were well below the 1.5 ppt TEQ MRL that was recently proposed by the EC for D/F/PCB in most compound feedstuffs.

Preliminary data on perchlorate levels in water and feed samples collected at 105 dairies were presented. Perchlorate levels in the water from the dairies did not exceed 3 ppt and were well below the 24.5 ppb standard that was recently established by the EPA in drinking water. Perchlorate levels in grains (primarily corn) were consistently lower than those found in hay silage.

In 2006, the FDA plans to collect and complete dioxin analysis on the following samples: - anti-caking agents, feed ingredients or bedding with wood products and feed ingredients in contact with or that may contain soil

Dr. Bill Brewer presented a rapid extraction method for anticoagulants. His method will be evaluated by several laboratories. The method will save setup time and give a much better turnaround time.

Robin Schoen from The National Academies Press gave an outline of the updated version of Mineral Tolerance of Animals: Second Revised Edition (ISBN 0-309-09654-5)

This book is a review of the appropriate nutritional levels and toxicological levels of dietary minerals and the effects of toxic exposures. It will also give us an idea on tolerable levels of metabolic minerals and toxins in various animals in different environmental conditions.

A discussion on the levels of various mycotoxins around North America was conducted by Dr. Michelle Mostrum. Overall, a few high levels were seen, mostly in the central northwest. Some levels of aflatoxin noted. Aflatoxin was believed to be more common in the drought areas of the Corn Belt in the 2005 growing season.

Guidelines or recommendations for mycotoxin concentrations in animal feedstuffs are published from various sources and do quote different values. This contributes to confusion in the animal industry. Thus the following was approved by the committee:

A discussion on the fumonisin and other mycotoxin levels in animal feeds on animal health was conducted. Dr. Larry Thompson made a motion that the AAVLD Veterinary Analytical & Mycotoxin and USAHA Committee on the Environment reaffirm the former AAVLD Committee guidelines adopted by the FDA-CVM regarding the feeding of fumonisin contaminated grains to livestock. The motion was seconded by Dr. Brent Hoff and carried with a unanimous vote of scientists present at the meeting (Nov. 5, 2005. Hershey, PA).

The entire guidance: <http://www.cfsan.fda.gov/%7Edms/fumongu2.html>

Committee members:

Co-chair Brent Hoff 2006 and Co-chair Catherine Barr 2008

One year term - Mike Murphy, Birgit Puschner, Nick Schrier, George Rottinhaus

Two year term - Dwayne Hamar, Frank Galey, Larry Thompson, Andreas Lehner

Three year term - Michelle Mostrum, Steve Hooser, Wilson Rumbelha, Robert Poppenga

Liaison: AOAC – Zhiqiang Yang; FDA - Randall Lovell; ABVT – Bob Poppenga; AAVCT – Wilson Rumbelha

### **Virology Committee**

Co-chairs: David Benfield and Jim Evermann. The committee met from 1-4:20pm on November 4, 2005.

There were 75 members and guests in attendance.

Dr. Benfield opened the meeting by introducing the agenda and had comments on the role of the Virology Committee in helping with the forms for the Approved Methods Committee. The object of these forms is to assist the Accreditation Teams in determining what techniques/procedures are being followed in the labs. This will be an on-going process headed up by Dr. Benfield and assisted by Dr. Maes (MSU), Dr. Deng (USDA-FADDL), and Dr. Evermann (WSU-WADDL).

Dr. Benfield announced that Dr. Jane Christopher-Hennings would be the new Co-Chair along with Dr. Evermann for the next two years. Dr. Evermann presented Dr. Benfield with a Certificate of Recognition from AAVLD and the Virology Committee for serving as co-chair for 5 years.

Dr. Bev Schmitt from NVSL-Ames gave a report from NVSL-Virology on surveillance programs underway and the state of the new facilities at Ames.

Dr. Donald Knowles from WSU-USDA introduced the Committee's First Pioneers in Virology Awardee, Dr. Robert Crandell. Bob gave a 45 min presentation on "Reflections on Veterinary Virology", which brought back lots of memories, and transcended several decades of diagnostic investigation. Bob was presented a plaque from AAVLD and the Virology Committee.

Dr. Paul Gibbs from U. Florida presented an invited address to the committee entitled "Interspecies Viral Transmission: Genetic Variability of Host and Agent". Paul did a great job bringing the aspects of viral evolution into perspective with host susceptibility and the problem of animals serving as carriers/reservoirs for infections of other animals and humans.

Dr. Julia Ridpath from USDA-ARS, Ames presented an invited address to the committee entitled "Practical Implications of BVDV Variability". Julia showed how diverse the pestivirus group is, and the wide host-range that the pestiviruses infect in nature.

Dr. Benfield and Dr. Evermann would like to thank the speakers for their participation. We would also like to thank Allison Reitz from the AAVLD office for her help with the awards.



## 2006 AAVLD COMMITTEE CHAIRS AND LIAISONS

### Standing Committees

Accreditation  
Awards  
Credentials  
Editor and Editorial Board, JVDI  
Editor, Newsletter  
Membership  
  
Nominating  
Program  
Publications  
Web Editor

### Chairs/Representatives

Leon Thacker- 2005  
Gary Osweiler - 2006  
Grant Maxie – 2006  
Jerry Saliki, editor  
Pat Blanchard, 2006  
Grant Maxie – co-chair - 2006  
Richard Mock, co-chair - 2006  
Gary Osweiler - 2006  
Barb Powers - 2006  
David Steffen - 2006  
Bruce Janke

### EMAIL

[thackerl@purdue.edu](mailto:thackerl@purdue.edu)  
[osweiler@iastate.edu](mailto:osweiler@iastate.edu)  
[gmaxie@uguelph.edu](mailto:gmaxie@uguelph.edu)  
[jsaliki@okstate.edu](mailto:jsaliki@okstate.edu)  
[pcbanchard@ucdavis.edu](mailto:pcbanchard@ucdavis.edu)  
[gmaxie@uguelph.edu](mailto:gmaxie@uguelph.edu)  
[rmock@tvmdl.tamu.edu](mailto:rmock@tvmdl.tamu.edu)  
[osweiler@iastate.edu](mailto:osweiler@iastate.edu)  
[bpowers@vth.colostate.edu](mailto:bpowers@vth.colostate.edu)  
[dsteffen@unlnotes.unl.edu](mailto:dsteffen@unlnotes.unl.edu)  
[bhjanke@iastate.edu](mailto:bhjanke@iastate.edu)

### Special Committees and Liaisons/Representatives:

AAVLD Representative to WAVLD	Gary Osweiler -2006	<a href="mailto:osweiler@iastate.edu">osweiler@iastate.edu</a>
ACVP Liaison	Paige Carmichael -2006	<a href="mailto:kpc@vet.uga.edu">kpc@vet.uga.edu</a>
Assoc of Public Health Lab Liaison	Pat Blanchard -2006	<a href="mailto:pcbanchard@ucdavis.edu">pcbanchard@ucdavis.edu</a>
Administrative Management Personnel Committee:	Kim Ramm -2008	<a href="mailto:rammkim@msu.edu">rammkim@msu.edu</a>
AAVLD Approved Methods Committee	Open	
AAVLD/USAHA Animal Emergency Mangement:		
AAVLD co chair	Pat Blanchard -2007	<a href="mailto:pcbanchard@ucdavis.edu">pcbanchard@ucdavis.edu</a>
USAHA co-chair	Keith Roehr – 2009	<a href="mailto:Keith.Roehr@ag.state.co.us">Keith.Roehr@ag.state.co.us</a>
AAVLD/USAHA Animal Health Information Sys:		
AAVLD Co-Chair	Francois Elvinger, co-chair -2005	<a href="mailto:elvinger@vt.edu">elvinger@vt.edu</a>
USAHA Co-Chair	Bruce Akey, co-chair -2005	<a href="mailto:bakey@agmkt.state.ny.us">bakey@agmkt.state.ny.us</a>
AAVLD/USAHA Aquaculture Cte.		
AAVLD Co-Chair	Kevin Snekvik, co-chair 2008	<a href="mailto:ksnek@vetmed.wsu.edu">ksnek@vetmed.wsu.edu</a>
USAHA Co-Chair	Scott LaPatra, co-chair -2007	<a href="mailto:scottl@clearsprings.com">scottl@clearsprings.com</a>
AVMA Liaison		
	Donal O'Toole, 2006	<a href="mailto:dot@uwyo.edu">dot@uwyo.edu</a>
AVMA Informatics committee liaison	Pam Parnell - 2006	<a href="mailto:prrnll@clemson.edu">prrnll@clemson.edu</a>
Bacteriology Steering Committee	Deepanker Tewari, co-chair -2006	<a href="mailto:dtewari@state.pa.us">dtewari@state.pa.us</a>
	Brenda Love, co-chair – 2007	<a href="mailto:bcl10@psu.edu">bcl10@psu.edu</a>
Subcte on Antimicrobial Susceptibility Testing	Doreene Hyatt, co-chair -2006	<a href="mailto:drhyatt@colostate.edu">drhyatt@colostate.edu</a>
	Ching Ching Wu, co-chair -2007	<a href="mailto:wuc@purdue.edu">wuc@purdue.edu</a>
Subcte on Bacteriology and Mycology	Susan Sanchez, co-chair -2006	<a href="mailto:ssanchez@vet.uga.edu">ssanchez@vet.uga.edu</a>
	Sreekumari Rajeev, co-chair -2007	<a href="mailto:rajeev@odant.agri.state.oh.us">rajeev@odant.agri.state.oh.us</a>
Constitution, Bylaws and Resolutions	Dave Steffen – co-chair, 2006	<a href="mailto:dsteffen1@unl.edu">dsteffen1@unl.edu</a>
	Gary Anderson co-chair – 2008	<a href="mailto:ganders@vet.k-state.edu">ganders@vet.k-state.edu</a>
House of Delegates Parliamentarian	Open	
HL7 Liaison	Jim Case - 2006	<a href="mailto:jtcase@ucdavis.edu">jtcase@ucdavis.edu</a>
Enteric Diseases Committee	Francisco Uzal	<a href="mailto:fuzal@cahfs.ucdavis.edu">fuzal@cahfs.ucdavis.edu</a>
Epidemiology Committee	Mark Thurmond, co-chair -2006	<a href="mailto:mcthurmond@ucdavis.edu">mcthurmond@ucdavis.edu</a>
	Francois Elvinger, co-chair -2007	<a href="mailto:elvinger@vt.edu">elvinger@vt.edu</a>
Financial Advisory Committee	Leon Thacker -2006	<a href="mailto:thackerl@purdue.edu">thackerl@purdue.edu</a>
Food Safety Committee	Hailu Kinde, co-chair -2006	<a href="mailto:hkinde@cahfs.ucdavis.edu">hkinde@cahfs.ucdavis.edu</a>
	Pat McDonough, co-chair -2006	<a href="mailto:plm2@cornell.edu">plm2@cornell.edu</a>
Foundation Committee	Paige Carmichael, 2008	<a href="mailto:kpc@cvm.vet.uga.edu">kpc@cvm.vet.uga.edu</a>
Government Relations	Bruce Akey, co-chair -2006	<a href="mailto:bakey@agmkt.state.ny.us">bakey@agmkt.state.ny.us</a>
	Donal O'Toole, co-chair – 2006	<a href="mailto:dot@uwyo.edu">dot@uwyo.edu</a>
Informatics Committee	James Case, co-chair -2006	<a href="mailto:jtcase@ucdavis.edu">jtcase@ucdavis.edu</a>
	Jay Kammerzell, co-chair -2005	<a href="mailto:jay.kammerzell@colostate.edu">jay.kammerzell@colostate.edu</a>
Laboratory Directors Committee	Ron Lewis, co-chair -2006	<a href="mailto:Ron.Lewis@gems3.gov.bc.ca">Ron.Lewis@gems3.gov.bc.ca</a>
	Helen Acland, co-chair -2007	<a href="mailto:hacland@state.pa.us">hacland@state.pa.us</a>
Laboratory Emergency Management Subcte	Pat Blanchard, co-chair – 2007	<a href="mailto:pcbanchard@ucdavis.edu">pcbanchard@ucdavis.edu</a>
	Alfonso Torres, co-chair – 2007	<a href="mailto:at97@cornell.edu">at97@cornell.edu</a>
Laboratory Response Network representative:	Terry McElwain - 2006	<a href="mailto:tfm@vetmed.wsu.edu">tfm@vetmed.wsu.edu</a>
Food Emergency Response Network representative:	Willie Reed - 2006	<a href="mailto:reed@dcpah.msu.edu">reed@dcpah.msu.edu</a>
Laboratory Safety/ Waste Disposal Committee:	Larry Thompson -2006	<a href="mailto:ljthompson@tifton.uga.edu">ljthompson@tifton.uga.edu</a>
NIAA Liaison	Alfonso Torres -2006	<a href="mailto:at97@cornell.edu">at97@cornell.edu</a>

## 2006 AAVLD COMMITTEE CHAIRS AND LIAISONS (continued)

Pathology Committee	Matti Kiupel – 2008	<a href="mailto:kiupel@dcpah.msu.edu">kiupel@dcpah.msu.edu</a>
Subcte Clinical Pathology	Claire Andreasen	<a href="mailto:candreas@iastate.edu">candreas@iastate.edu</a>
Subcte Immunohistochemistry	Matti Kiupel	<a href="mailto:kiupel@dcpah.msu.edu">kiupel@dcpah.msu.edu</a>
Quality Assurance Committee	Monte Reimers -2005	<a href="mailto:mreimers@msu.edu">mreimers@msu.edu</a>
Serology Committee (consider new chair(s)??)	Charles (Sandy) Baldwin -2006	<a href="mailto:alexand@tifton.uga.edu">alexand@tifton.uga.edu</a>
	Jim England, co-chair -2006	<a href="mailto:jengland@uidaho.edu">jengland@uidaho.edu</a>
Strategic Planning	David Zeman -2006	<a href="mailto:david_zeman@sdstate.edu">david_zeman@sdstate.edu</a>
Society of Quality Assurance (SQA) Liaison	Monte Reimers -2006	<a href="mailto:mreimers@msu.edu">mreimers@msu.edu</a>
Veterinary Analytical Toxicology & Mycotoxin	Brent Hoff, co-chair -2006	<a href="mailto:bhoff@lsd.uoguelph.ca">bhoff@lsd.uoguelph.ca</a>
	Catherine Barr, co-chair -2007	<a href="mailto:acbarr@tmvdl.tamu.edu">acbarr@tmvdl.tamu.edu</a>
Virology Committee	Jim Evermann, co-chair, 2006	<a href="mailto:jfe@vetmed.wsu.edu">jfe@vetmed.wsu.edu</a>
	Jane Christopher-Hennings, co-chair 2008	<a href="mailto:hennings@sdstate.edu">hennings@sdstate.edu</a>

## DIAGNOSTIC BACTERIOLOGY CASE PRESENTATIONS

Saturday, October 14, 2006, Minneapolis, Minnesota, 3:30-6:00 pm

Come and join an interesting and informative discussion group. We need your case presentations in order to make this gathering a success. All presentations are informal - yours will be welcome! Send title of presentation to Dr. Karen Post at [karen.post@ncmail.net](mailto:karen.post@ncmail.net) or phone 919-733-3986 or fax 919-733-0454 by September 1, 2006.

## SATURDAY DIAGNOSTIC PATHOLOGY SLIDE SEMINAR

Saturday, October 14, 2006, Minneapolis, Minnesota, 3:30- 6:00 pm.

Presented at the Diagnostic Pathology Slide Seminar are short, interesting, classic, and educational histopathology or cytology cases. The cases include submissions of challenging, cautionary, or emerging disease entities where feedback is sought. Graduate students and residents are encouraged to present. Presentations are 5 minutes in length, with another 3 minutes for discussion. A copy of abstracts will be available at the seminar and posted on the AAVLD website.

**Abstracts should be submitted electronically to both coordinators by July 1, 2006.** Presenters of accepted abstracts must supply a set of 60 H&E glass slides for histopathology cases. Cytology cases should consist of as many glass slides as are available, plus a series of high quality digital images that are representative of the case. The slide materials should be submitted to the moderator by September 1, 2006 to allow review of slides by members before the meeting. Presenters are entitled to a complete set of slides at no cost. Home laboratories of presenters are also entitled to a set of slides. The additional slides set will be available, on a first come-first serve basis, for a \$50 donation to the Pathology travel fund of the AAVLD Foundation.

Conference coordinators are: Dr. Carol Lichtensteiger at University of Illinois, Veterinary Diagnostic Laboratory and Department of Pathobiology, 2001 S. Lincoln Ave. Urbana, IL, 61802. Email: [clichten@uiuc.edu](mailto:clichten@uiuc.edu) . Phone: 217-244-8308 and Alan Liggett, University of Georgia, Tifton, GA 31793. Email: [aliggett@uga.edu](mailto:aliggett@uga.edu) Phone:229-386-3340.

## CALL FOR PAPERS

**49<sup>th</sup> Annual AAVLD Meeting, October 12 –19, 2006  
Minneapolis Hilton Hotel, Minneapolis, Minnesota**

**Deadline for Abstracts: JUNE 15, 2006**

Papers and posters are solicited on laboratory procedures, techniques, and research that apply to the activities of veterinary laboratory diagnosticians. Papers and posters from all diagnostic laboratory disciplines and animal species are needed for a well-balanced program. Investigative case reports are appropriate and encouraged. Presentations are limited to 15 minutes. The AAVLD Program Committee will review abstracts. Corresponding authors will be notified of acceptance by July 15, 2006.

FORMAT: Please send as an e-mail attachment your abstract (Word 6.0 or newer, and WordPerfect 6.1 or newer). All abstracts should be one page or less. Format the body of the abstract with one-inch margins using Times New Roman 11-point font. Center and bold the title. Center authors below the title with initials followed by last name. Place location of authors' addresses one line below the body of the abstract text. Abstracts should be accurate and complete. Statements such as "results to be discussed" are not acceptable. Previous meeting proceedings should be examined for style (go to Annual Meeting - Proceedings 2005 of AAVLD web site <http://www.aavld.org/>). For your convenience, a SAMPLE ABSTRACT from 2003 follows this announcement.

When submitting your abstract, please provide the following information:

- Do you plan to use an LCD computer presentation?
- Is the submission to be considered for graduate student competition?
- Do you desire an oral presentation, poster, or either?
- Which disciplinary session you prefer (microbiology, toxicology, anatomical pathology, clinical pathology, virology, bacteriology, molecular diagnostics, food safety, epidemiology, or avian/aquatic)?
- The name, address, phone, fax, and e-mail address of the corresponding author.

AAVLD Foundation Trainee (Graduate Student or Resident) Awards of \$500 are given for the best poster and the best presentation. Graduate student/Resident presentations/posters **MUST** be indicated as such on the abstract to qualify. The purpose of these awards is to encourage students to develop excellence in their diagnostic discipline and presentation skills (verbal, written, organizational). As such, the majority of the work (scientific and preparatory) should be done by the student, with the guidance of mentors and collaborators.

Please submit abstracts to Program chair: Dr. Barbara Powers via email at [Barb.Powers@colostate.edu](mailto:Barb.Powers@colostate.edu). For inquiries and questions contact Dr. Barbara Powers by phone at 970-297-1281

Publication of Proceedings: Manuscripts are encouraged for all papers and posters selected for presentation at the annual meeting. Those accepted by the editor after scientific peer review will be published as refereed journal articles in the *Journal of Veterinary Diagnostic Investigation*. Guidelines for format and style of manuscripts can be found in the journal and on the AAVLD WEB site ([www.aavld.org](http://www.aavld.org)). Authors are encouraged to submit manuscripts to the editor for processing prior to the meeting, if possible.

## SAMPLE ABSTRACT

### **Effect of Exposure to Commercial Antifoams on the Viability of Three Continuous Cell Lines**

**J.R. Hermann**\*<sup>1</sup>, R.B. Evans<sup>2</sup>, S.J. Hoff<sup>3</sup>, and J. Zimmerman<sup>2</sup>

Antifoaming compounds are widely used under industrial or research conditions in which excessive foam is created, e.g., when liquid containing carbohydrates and/or proteins is aerated. The long-term focus of our research is the characterization of pathogenic viruses in aerosols. Virus half-life is a crucial variable in predicting the distance these agents could potentially travel. Half-life estimates of aerosolized infectious virus  $\times$  time are based on standard *in vitro* tissue culture methods (TCID<sub>50</sub>). However, the possible direct effect of antifoaming compounds on the continuous cell lines used in the virus assays has not been described. Any detrimental effect of antifoaming compounds on cell viability would directly affect the accuracy of TCID<sub>50</sub> estimates. Therefore, the objective of this work was to assess the effect of commercially-available antifoams on the viability of continuous cell lines.

Six commercially-available antifoams were tested on 3 continuous cell lines using 2 exposure periods. Continuous cell lines tested were African Green monkey kidney (MARC-145), Madin-Darby canine kidney (MDCK), and pig kidney (PK-15). Antifoams tested were 204 (A26426), A Emulsion (A5758), B Emulsion (A5757), C Emulsion (A8011), O-30 (A8082), and SE-15 (A8582) (Sigma A26426, St. Louis, MO). Exposure periods tested were 2 hours or 24 hours. Antifoams were serially 10-fold diluted ( $10^{-1}$  to  $10^{-4}$ ) in MEM (Sigma Chemical Co., St. Louis, MO) supplemented with 10% fetal bovine serum (Sigma Chemical Co., St. Louis, MO), 50  $\frac{1}{4}$ g of gentamicin (Sigma)/ml, and 0.25  $\frac{1}{4}$ g of amphotericin B (Fungizone; Sigma)/ml (MEM growth medium). Then, 200  $\frac{1}{4}$ L of each antifoam dilution was added to 3 wells of a 96-well microtitration plate. Two exposure times were tested by incubating cells with antifoam dilutions at 37°C in a 5% CO<sub>2</sub> humidified incubator for either 2 or 24 h. Cells exposed for 2 h were rinsed twice, MEM growth media added to wells, and plates incubated for an additional 22 h. Each treatment was replicated 8 times.

The effect of exposure to antifoam on cell viability was determined using a neutral red cell viability assay. The neutral red assay is a method for estimating the percent of viable cells. The principle of the assay is that viable cells retain the dye, whereas damaged cells do not. The results for each well were read using a spectrophotometer. The percent cell population viability for each treatment was calculated as: (mean absorbance of treated wells / mean absorbance of control well) \* 100

1. Antifoams were found to decrease cell viability in the 3 continuous cell lines tested following either 2 hr or 24 hr exposure periods.
2. Differences in the degree of cytotoxicity existed between antifoams, but the effect was consistent across cell lines for specific antifoams.
3. Increasing concentrations of antifoams decreased cell viability, but the effect was variable among antifoams.

We conclude that antifoams can exhibit detrimental effects on cells. Therefore, microbiologists using antifoams should assess the appropriateness of an antifoam and its concentration for their specific application.

<sup>1</sup>Department of Veterinary Microbiology, Iowa State University, Ames, IA

<sup>2</sup>Department of Veterinary Diagnostic and Production Animal Medicine, Iowa State University, Ames, IA

<sup>3</sup>Department of Agricultural and Biosystems Engineering, Iowa State University, Ames, IA

\*To be considered for graduate student award

**AAVLD TRAINEE TRAVEL AWARD**

The American Association of Veterinary Laboratory Diagnosticians is soliciting applications for Trainee Travel Awards. These \$500 awards are open to applicants from all training programs in diagnostic medicine to help defray the cost of travel and lodging to the Annual AAVLD meeting. These awards are also intended to encourage students to develop excellence in their diagnostic discipline and presentation skills (verbal, written, organizational). As such, the majority of the work (scientific and preparatory) should be done by the student, with the guidance of mentors and collaborators. The successful applicant must be primary author of a platform or poster presentation in the scientific session of AAVLD and must submit: 1) copy of the abstract to be presented; 2) a one to two page letter stating the candidate's role in the work and the significance of the work to veterinary diagnostic medicine, and 3) a one to two page biographical data sheet. Note abstracts must also be submitted separately for the Scientific Program to Dr. Barb Powers, Program chair. **The deadline for receipt of all application materials is June 9th, 2006.** Applicants who do not submit complete applications before the deadline or whose applications do not adhere to the above guidelines will not be considered.

The application materials must be emailed to: Dr. Gary Osweiler, osweiler@iastate.edu. Any questions contact Dr. Osweiler at 515-294-1950.

AMERICAN ASSOCIATION OF VETERINARY LABORATORY DIAGNOSTICIANS  
TRAINEE TRAVELAWARD

**Deadline for Applications: Friday, June 9th, 2006**

To promote the attendance of trainees in all disciplines of diagnostic medicine, the AAVLD is offering competitive \$500 Travel Awards to offset travel expenses to the Annual AAVLD Meeting in Minneapolis, Minnesota.

Please specify your discipline (select one): Bacteriology \_\_\_ Epidemiology \_\_\_ Immunology \_\_\_

Molecular Diagnostics \_\_\_ Pathology \_\_\_ Toxicology \_\_\_ Virology\_\_\_

Other (write in)\_\_\_\_\_

Candidate name:\_\_\_\_\_

Position:\_\_\_\_\_ No. of years in position:\_\_\_\_\_

Department: \_\_\_\_\_

Institution:\_\_\_\_\_

Address: \_\_\_\_\_

City, State, Zip: \_\_\_\_\_

Phone:\_\_\_\_\_ Fax:\_\_\_\_\_ E-mail:\_\_\_\_\_

Abstract Title (attach copy of abstract) :\_\_\_\_\_

\_\_\_\_\_

Include letter stating trainee's contribution to the work to be presented and significance of work to veterinary diagnostic medicine

Include 1-2 page biographical datasheet

## AAVLD WEB POSTINGS AND OTHER NEWS

### Looking for information on AAVLD website?

**2005 Diagnostic Pathology slide seminar abstracts** are posted on the member side of the website under Proceedings and Abstracts under Histopathology Slide Seminar. The other years are listed there.

The **updated AAVLD Strategic Plan** can be found on the member side of the website under Committees – Special Committees - Strategic Planning – bottom of page “Update on AAVLD strategic plan”. If you have comments send them to Dave Zeman at [David.Zeman@sdstate.edu](mailto:David.Zeman@sdstate.edu)

**2005 AAVLD scientific sessions and posters abstracts** is posted at [http://www.aavld.org/aavld-3/annual\\_meeting2.jsp](http://www.aavld.org/aavld-3/annual_meeting2.jsp). The link to the proceedings book as a pdf file is on the bottom right of the page (“2005 Proceedings”).

## FOREIGN ANIMAL DISEASE IMAGE WEBSITE

For those of you who attended the presentation on the FAD image website at the AAVLD on November 6, 2005 this is a follow up on how to submit images. This refers to the URL <http://www.cfsph.iastate.edu/DiseaseInfo/default.htm>

Click on the camera to see all the images for that disease. Also, you can click on the disease name which will bring up the fact sheet text, with the photo numbers inserted in the text. Clicking on the number will bring up the photo.

We are in need of high quality images and have concentrated first on the diseases of high consequence to livestock and FADs. The priorities for gross images are: Plague, Glanders, Q fever, Anthrax, Melioidosis, Contagious Caprine Pleuropneumonia, Peste des Petis Ruminants, and Nipah. We will be seeking images for the other listed diseases as well.

The protocol is:

- Contact Drs. Sorden and Andreasen (contact information below)
- Drs. Sorden/Andreasen will review received images (we cannot accept all images)
- If digital, we use digital images with a minimum of 300 dpi. (we may request the original 2x2s to have high quality scanned images)
- If 2x2 slides are reviewed and selected, we will scan these, return them and provide you with a CD of the scanned images. All images will be credited.
- Note: Please do not send 2x2 slides until we talk with you since we do not want them to get lost in the mail. If a number of slides are in a collection, we may need to travel to your site to review them.

Thank you in advance for your assistance with this project. We welcome your input and participation.

Claire Andreasen                      Steve Sorden  
candreas@iastate.edu    ssorden@iastate.edu  
ph. 515-294-0877                      ph. 515-294-1128

*This project is sponsored by a USDA Higher Education Challenge Grant.*

## WORLD ASSOCIATION OF VETERINARY LABORATORY DIAGNOSTICIANS NEWS

I am pleased to report that the *12<sup>th</sup> International Symposium of the World Association of Veterinary Laboratory Diagnosticians* (ISWAVLD) meeting that was held from Nov 16-19, 2005 in Montevideo, Uruguay was a huge success. Attended by almost 400 scientists, technicians and students representing 45 countries, the scientific program was excellent and was complemented by over 150 posters on veterinary diagnostic medicine. Dr. Alex Schudel led the 7<sup>th</sup> OIE Seminar on Biotechnology, a one-day session, in conjunction with the ISWAVLD meeting that included outstanding speakers on a variety of timely and stimulating topics. Also in conjunction with the ISWAVLD meeting was the Uruguayan National Congress of Veterinary Medicine, the National Small Animal Veterinary Congress (SUVEPA), the Uruguayan National Equine Association, and the 5<sup>th</sup> Pan-American Dairy Laboratories Workshop. All in all a very exciting and informative experience. The Uruguayan delegation provided a warm and a beautiful environment for this outstanding meeting.

While in Uruguay, the WAVLD Board of Directors entertained bids for upcoming meetings. Two excellent bids were received from Australia (presented by Peter Daniels and Peter Kirkland) and Spain (presented by Jose Luis Blanco, Mariano Alvarez, and Carlos Artigas). *The WAVLD Board voted to hold the 13<sup>th</sup> ISWAVLD meeting in Melbourne, Australia in Nov, 2007 and the 14<sup>th</sup> ISWAVLD meeting in Madrid, Spain in Jun, 2009* as proposed by the respective delegations. This is the first time in the history of the WAVLD that two meeting hosts were selected for future meetings—a testament to the high quality of both bids—our thanks go out to them for all of their hard work and congratulations on hosting future ISWAVLD meetings!

(continued bottom of next page)

## FUTURE MEETINGS

January 30-31, 2006. **“BVD Control; The Future is Now”** at the Adam’s Mark Hotel, Denver before the NCBA meeting. Topics to be addressed are: diagnosis and surveillance, control strategies and programs, BVDV vaccines, economic impact of BVDV and development and funding of BVDV control programs. Registration fees of \$250 per person include a copy of the proceedings, meals and registration for the meeting described below. Preliminary programs and registration information for both meetings can be found at <http://www.nadc.ars.usda.gov/BVDV2006/>. Further information on these meetings contact: Hana Van Campen via email: [Hana.Van\\_Campen@ColoState.edu](mailto:Hana.Van_Campen@ColoState.edu).

January 31, 2006. **“Production Level Control of BVD Virus”** will begin at 1:00 pm. Registration fees of \$50 per person.

February 15 – 18, 2006. **2006 ASM Biodefense Research Meeting** at the Hyatt Regency Washington, Washington DC. Keynote addresses and poster sessions on research on biothreat agents, vaccines, detection and diagnostic procedures, animal and plant pathogens, biosecurity facilities, global surveillance, the training of individuals in BL3 and BL4 labs, and other vital topics. Additional details including the Draft Program, Call for Abstracts, hotel information, and online registration can be found at <http://www.asmbiodefense.org>.

May 22-25, 2006. **Histologic Basis of Ocular Disease** is the pathology section of the **Magrane Basic Science Course in Veterinary and Comparative Ophthalmology** sponsored by the American College of Veterinary Ophthalmologists. This section is 3.5 days and offers broad exposure to ophthalmic pathology through didactics, group discussions, and gross and microscopic laboratory sessions. The course is offered at SVM, University of Wisconsin-Madison. Tuition: \$525 plus room and board. Interested individuals should contact: Kathy Nelson ([nelsonk@svm.vetmed.wisc.edu](mailto:nelsonk@svm.vetmed.wisc.edu)), Raleigh, NC 27606-1499, USA, or via e-mail to [samantha\\_hartford@ncsu.edu](mailto:samantha_hartford@ncsu.edu). <http://www.cvm.ncsu.edu/info/ce/opththo.html>

June 8-9, 2006. **North Central Regional Veterinary Laboratory Diagnosticians** at the Holiday Inn Downtown in Lincoln, Nebraska. Planning and details to follow. For more information contact: Mavis Seelmeyer, UNL Veterinary Diagnostic Center, Telephone: 402-472-8453, E-Mail: [mseelmeyer1@unl.edu](mailto:mseelmeyer1@unl.edu), <http://vbms.unl.edu>

July 25-28, 2006: The **8th Biennial Congress of the Anaerobe Society of the Americas** will be held in Boise, Idaho USA. The deadline for veterinary oral and poster presentations is **February 10, 2006**. An anaerobe workshop will be held July 25, 2006. Please contact either Spencer Jang ([ssjang@ucdavis.edu](mailto:ssjang@ucdavis.edu)) or Glenn Songer ([gsonger@u.arizona.edu](mailto:gsonger@u.arizona.edu)) regarding a presentation in the veterinary session. Visit the ASA website: [www.anaerobe.org](http://www.anaerobe.org) for information.

September 6, 2006. **International Society of Veterinary Dermatologists** in Lisbon, Portugal in conjunction with the annual meeting of the European Society of Veterinary Dermatologists and ECVD (September 7-9, 2006). The deadline for abstract submission is February 15, 2006 refer to “guidelines for authors” on our website ([www.isvd.org](http://www.isvd.org)). The abstract can be sent to Verena Affolter Veterinary Medicine - PMI University California Davis Haring Hall - Room 1126 Davis, CA 95616. Phone: (530) 752 6611. Fax: (530) 752 3349 and email: [vkaffolter@ucdavis.edu](mailto:vkaffolter@ucdavis.edu).

October 12-19, 2006. Annual **AAVLD and USAHA meeting** in Minneapolis, MN at the Minneapolis Hilton.

October 27-28 2006. **39<sup>th</sup> Annual Western Conference of Veterinary Diagnostic Pathologists** at the University Inn Best Western in Moscow, ID sponsored by the Washington Animal Disease Diagnostic Laboratory and the Department of Veterinary Microbiology and Pathology at the College of Veterinary Medicine, Washington State. The theme will be Diseases of the Hemopoietic and Lymphoid System. A call for case submissions will be sent shortly by the scientific program coordinator, Dr. Dorothy Middleton, Department of Pathology, University of Saskatchewan. Our program moderator will be Dr. Ted Valli, Department of Pathobiology, University of Illinois College of Veterinary Medicine.

---

(WAVLD, continued from page 54)

Dr. Analia Cobo of Uruguay was elected the WAVLD President, Dr. Peter Kirkland of Australia Vice President with Dr. Prachak Poomvises of Thailand moving to the office of Immediate Past President.

The WAVLD Board hopes to see you in Melbourne in 2007 and Madrid in 2009 as a presenter, exhibitor or as an attendee. Please let me know if you would like more information about the activities of the WAVLD.

Craig N. Carter, Secretary-Treasurer, WAVLD  
Diplomate, American College of Veterinary Preventive Medicine  
Lexington, KY. (859) 253-0571 x124 (Office). [Craig.Carter@uky.edu](mailto:Craig.Carter@uky.edu)

## **THANK YOU TO OUR 2005 MEETING EXHIBITORS & SCIENTIFIC SESSION SPONSORS**

Exhibitors are vital to the financial and scientific success of our annual meeting by providing funding to offset the association costs and most of all providing attendees the latest information on their upcoming and current product lines. Their support over the years has allowed the meeting to grow and kept the registration fees relatively low. We wish to express our heartfelt appreciation to all these companies for their continued support.

### **Scientific Session Sponsors:**

**Bio-Rad Laboratories (First and Second Plenary Sessions)**  
**Idexx Laboratories Inc (Second Plenary Session)**

### **Exhibitors:**

Automated Technologies Inc.: 210 W. Hamilton Ave. #297, State College, PA 16801  
(Ph: 814-237-3001; Web Site: [www.atiinternational.com](http://www.atiinternational.com))

BD Diagnostics: 7 Loveton Circle, Sparks, MD 21152  
(Ph: 410-316-4000; Web Site: [www.bd.com/ds](http://www.bd.com/ds))

Bio-Rad Laboratories: 2000 Alfred Nobel Dr., Hercules, CA 94547  
(Ph: 510-741-1000; Web Site: [discover.bio-rad.com](http://discover.bio-rad.com))

Centaur, Inc.: P. O. Box 25667, Overland Park, KS 66225-5667  
(Ph: 913-390-6184)

Cepheid: 904 Caribbean Dr., Sunnyvale, CA 94089  
(Ph: 408-400-8456; Web Site: [www.cepheid.com](http://www.cepheid.com))

Clinical and Laboratory Standards Institute: 940 West Valley Road #1400, Wayne, PA 19087  
(Ph: 610-688-0100)

Computer Aid Inc. (CAI): 470 Friendship Road #300, Harrisburg, PA 17111  
(Ph: 717-651-3055; Web Site: [www.compaid.com](http://www.compaid.com))

Crawford Industrial Group: 9101 Parkers Landing, Orlando, FL 32824  
(Ph: 800-228-0884; Web Site: [www.animal-cremation.com](http://www.animal-cremation.com))

DakoCytomation: 6392 Via Real, Carpinteria, CA 93013  
(Ph: 800-235-5743; Web Site: [www.dakocytomation.us](http://www.dakocytomation.us))

Flexible Footwear Company: P. O. Box 185, Sigel, PA 15860  
(Ph: 814-752-2009)

Global VetLink, LC: 2625 N. Loop Dr. #2130, Ames, IA 50010  
(Ph: 515-296-0860; Web Site: [www.globalvetlink.com](http://www.globalvetlink.com))

IDEXX Laboratories, Inc.: One Idexx Dr., Westbrook, ME 04092  
(Ph: 207-856-8059; Web Site: [www.idexx.com/production](http://www.idexx.com/production))



Laboratory Automation Solutions: 613 Rustic Trail, Beavercreek, OH 45434  
(Ph: 937-431-9257; Web Site: [www.labautomation.com](http://www.labautomation.com))

Mosby/Saunders: 18 Indiana Ave., Sinking Spring, PA 19608  
(Ph: 610-927-0286)

MP Biomedicals, LLC/Helica Biosystems: 15 Morgan, Irvine, CA 92618  
(Ph: 714-578-7830; Web Site: [www.mpbio.com/www.helica.com](http://www.mpbio.com/www.helica.com))

National Institute for Animal Agriculture (NIAA): 1910 Lyda Ave., Bowling Green, KY 42104  
(Ph: 270-782-9798; Web Site: [www.animalagriculture.org](http://www.animalagriculture.org))

Plexigen: 3700 Regency Parkway #120, Cary, NC 27511  
(Ph: 919-468-5552; Web Site: [www.plexigen.com](http://www.plexigen.com))

Prionics: 83, Edelweiss Drive, Calgary, CANADA T3A 3P7  
(Ph: 403 451 9113; 41 79 796 7464; Web Site: [www.prionics.com](http://www.prionics.com))

Qiagen, Inc.: 19300 Germantown Road, Germantown, MD 20874  
(Ph: 240-686-7688; Web Site: [www.qiagen.com](http://www.qiagen.com))

Quality Systems Integrators: P. O. Box 91, Eagle, PA 19480  
(Ph: 610-458-0539; Web Site: [www.qsi-inc.com](http://www.qsi-inc.com))

The Ross Group: 8355 Cherokee Blvd. #100, Douglasville, GA 30134  
(Ph: 770-942-5629; Web Site: [www.rossgroupinc.com](http://www.rossgroupinc.com))

Synbiotics Corporation: 11011 Via Frontera, San Diego, CA 92127  
(Ph: 800-228-4305; Web Site: [www.synbiotics.com](http://www.synbiotics.com))

Tetracore, Inc.: 11 Firstfield Rd. #C, Gaithersburg, MD 20878  
(Ph: 301-258-7553; Web Site: [www.tetracore.com](http://www.tetracore.com))

Trek Diagnostic Systems: 982 Keynote Circle #6, Cleveland, OH 44131  
(Ph: 216-485-1143; Web Site: [www.trekds.com](http://www.trekds.com))

VADDS : 79 N. Franklin Turnpike, Suite 103, Ramsey, NJ 07446  
(Ph: 201-934-7127; Web Site: [www.vetstar.com](http://www.vetstar.com))

Ventana Medical Systems, Inc.: 1910 Innovation Park Dr., Tucson, AZ 85737  
(Ph: 800-227-2155; Web Site: [www.ventanamed.com](http://www.ventanamed.com))

Veterinary Laboratories Agency: QA Unit, College Road, Sutton Bonnington, Loughborough, UNITED KINGDOM LE12 5RB (Ph: +44 01509 670 607)

VMRD, Inc.: 4641 Pullman-Albion Rd., Pullman, WA 99163  
(Ph: 509-334-5815; Web Site: [www.vmr.com](http://www.vmr.com))

Waste Reduction by Waste Reduction, Inc.: 2910-D Fortune Circle West, Indianapolis, IN 46241  
(Ph: 317-484-4200; Web Site: [www.wr2.net](http://www.wr2.net))

Whatman: 200 Park Ave., Suite 210, Florham Park, NJ 07932  
(Ph: 973-245-8300; Web Site: [www.whatman.com](http://www.whatman.com))

## POSITION ANNOUNCEMENTS

Full Job descriptions and Close dates are available at [www.AAVLD.org](http://www.AAVLD.org) under Position Announcements

ARIZONA - Head, Department of Veterinary Science and Microbiology #34029  
[www.uacareertrack.com](http://www.uacareertrack.com)

CALIFORNIA - Combined Residency/PhD Program in Veterinary Toxicology  
Sharon Hein, Resident Affairs Coordinator  
California Animal Health & Food Safety Laboratory System  
P.O. Box 1770  
University of California  
Davis, CA 95617-1770  
Phone: (530) 752-8709  
e-mail: [slhein@ucdavis.edu](mailto:slhein@ucdavis.edu)

CALIFORNIA - Dean of the College of Agricultural Science and Technology  
Dennis Nef, Chair, Search Committee  
College of Agricultural Sciences & Technology  
California State University, Fresno  
c/o Randi Aoki, Office of the Provost  
5241 N. Maple Ave. M/S TA 54  
Fresno, CA 93740-8207  
[randyao@csufresno.edu](mailto:randyao@csufresno.edu)

CALIFORNIA - Diagnostic Pathologist, Asst/Associate/Full Professor of Clinical Diagnostic Pathology (San Bernardino)  
Dr. Alex Ardans, Director  
California Animal Health and Food Safety Laboratory System  
School of Veterinary Medicine  
University of California  
Davis, CA 95616  
Phone: (530) 752-8709  
e-mail: [slhein@ucdavis.edu](mailto:slhein@ucdavis.edu)

CALIFORNIA - Equine Medical Director  
Dr. John R. Pascoe, Executive Associate Dean  
Attention: Marta Cazares  
School of Veterinary Medicine, UC Davis  
Davis, CA 95616  
Phone: (530) 752-1324; Fax: (530) 754-9337  
E-mail: [jrpascoe@ucdavis.edu](mailto:jrpascoe@ucdavis.edu)

CANADA - Comparative Pathologist / Wildlife and Ecosystem Health  
Dr. John Prescott, Chair  
Department of Pathobiology  
University of Guelph Guelph  
Ontario, CANADA N1G 2W1  
Fax: (519) 824-5930  
email: [prescott@ovc.uoguelph.ca](mailto:prescott@ovc.uoguelph.ca)

CARIBBEAN - Associate Dean for Faculty  
Philadelphia Office  
1835 Market Street, Suite 1140, Philadelphia, PA 19103  
Telephone: 267-256-0721 \*\* Fax: 267-256-0725  
New England Office  
13 Hathorn's Hill \*\* Woodstock, VT 05091  
Telephone: 802-457-1582 \*\* Fax: 802-457-1688

CONNECTICUT - Residency or Combined Residency/PhD in Veterinary Anatomic Pathology  
H. J. Van Kruiningen, Department Head  
Pathobiology and Veterinary Science  
61 North Eagleville Road  
Storrs, CT 06269-3089  
E-mail [herbert.vankruiningen@uconn.edu](mailto:herbert.vankruiningen@uconn.edu)

GEORGIA - Assistant or Associate Professor, Aquatic Animal Pathology  
Dr. Barry G. Harmon, Professor and Head,  
Department of Pathology  
College of Veterinary Medicine  
University of Georgia  
Athens, GA 30602-7388  
Phone 706-542-5837; FAX 706-542-5828  
e-mail [harmonb@vet.uga.edu](mailto:harmonb@vet.uga.edu)

GEORGIA - Pathologist - Comparative Pathology  
Dr. Barry G. Harmon, Professor and Head  
Department of Pathology  
College of Veterinary Medicine  
University of Georgia  
Athens, GA 30602-7388  
Phone 706-542-5837; FAX 706-542-5828  
e-mail [harmonb@vet.uga.edu](mailto:harmonb@vet.uga.edu)

GEORGIA - Residency Training and Graduate Degree Program in Aquatic Animal Pathology  
Dr. Jaroslava Halper  
Department of Pathology  
College of Veterinary Medicine  
The University of Georgia  
501 D.W. Brooks Drive  
Athens, GA 30602-7388  
Phone: 706-542-5830; FAX: 706-542-5828  
Email: [jhalper@vet.uga.edu](mailto:jhalper@vet.uga.edu)

IDAHO - Veterinary Pathologist, Assistant Professor  
Search Committee, c/o Ms. Linda DuBose  
University of Idaho  
Caine Veterinary Teaching Center  
1020 E. Homedale Road  
Caldwell, ID 83607.  
<https://www.sites.uidaho.edu/AppTrack/Agency/Applicant/Login>

ILLINOIS - Zoologic Pathology Residency  
Dr. Karen Terio, Chair  
Zoo Resident Search Committee  
LUMC Bldg 101 Rm 0745  
2160 S First Ave  
Maywood, IL 60153  
Phone: 708-216-1185; Fax: 708-216-5934

IOWA - Tenure Track and Clinical Track Diagnostic Pathologists  
Department of Veterinary Diagnostic and Production Animal Medicine  
Iowa State University  
2630 Vet Med Building  
Ames, Iowa 50011  
Phone: 515-294-2936  
E-Mail: [employment@iastate.edu](mailto:employment@iastate.edu)  
[www.iastatejobs.com](http://www.iastatejobs.com)

IOWA - Associate/Full Professor in Virology  
Veterinary Microbiology and Preventive Medicine  
Iowa State University  
Ames, IA  
<http://vetmed.AcademicKeys.com/redirect.php?4356-VM99051206>

IOWA- Assistant/Associate Professor in Virology  
Veterinary Microbiology and Preventive Medicine  
Iowa State University  
Ames, IA  
<http://vetmed.AcademicKeys.com/redirect.php?4355-VM9905206>

IOWA - Assistant/Associate Professor in Bacteriology  
Veterinary Microbiology and Preventive Medicine  
Iowa State University  
Ames, IA  
<http://vetmed.AcademicKeys.com/redirect.php?4357-VM99051206>

KANSAS - Tenure-Track Faculty Position at Kansas State University  
Dr. M.J. Wilkerson  
Department of Diagnostic Medicine/Pathobiology  
340 Coles Hall  
1800 Denison Avenue  
Kansas State University  
Manhattan, KS 66506-5705  
Phone: 785/532-4818; FAX: 785-532-4851  
e-mail: [wilkerns@vet.k-state.edu](mailto:wilkerns@vet.k-state.edu)

MICHIGAN - Endocrinologist  
Dr. Willie M. Reed, Director  
Diagnostic Center for Population and Animal Health  
P.O. Box 30076  
Lansing, MI 48909-7576  
Phone: 517-353-0635  
FAX: 517-432-5836  
e-mail [reed@dcpah.msu.edu](mailto:reed@dcpah.msu.edu)  
or Dr. Jennifer Thomas,  
Search Committee Chair  
Phone: 517-353-1633; FAX: 517-432-2598  
e-mail: [thomas@dcpah.msu.edu](mailto:thomas@dcpah.msu.edu)

MICHIGAN - Research Scientist, Antel BioSystems  
Carol Stevens  
3655 Forest Road  
Lansing, MI 48910

MICHIGAN - Veterinary Pathologist (Tenure-track)  
Dr. Willie M. Reed, Director  
Diagnostic Center for Population and Animal Health  
P.O. Box 30076  
Lansing, MI 48909-7576  
Phone: 517-353-0635; FAX: 517-432-5836  
e-mail: [reed@dcpah.msu.edu](mailto:reed@dcpah.msu.edu)  
or Dr. Scott Fitzgerald  
Phone: 517-353-1774  
e-mail: [fitzgerald@dcpah.msu.edu](mailto:fitzgerald@dcpah.msu.edu)

MICHIGAN - Veterinary Pathologist (Academic Specialist Continuing Appointment Series)  
Dr. Willie M. Reed, Director,  
Diagnostic Center for Population and Animal Health  
P.O. Box 30076  
Lansing, MI 48909-7576  
Phone: 517-353-0635; FAX: 517-432-5836  
e-mail [reed@dcpah.msu.edu](mailto:reed@dcpah.msu.edu)

MISSISSIPPI - Tenure-track Assistant/Associate Pathologist  
Wildlife emphasis  
Dr. Lanny Pace  
2531 NW Street  
Jackson, MS 39216-4389  
[pace@cvm.msstate.edu](mailto:pace@cvm.msstate.edu)

NEBRASKA - Veterinary Diagnostic Microbiologist  
Dr. Rodney A. Moxley  
Department of Veterinary and Biomedical Sciences  
University of Nebraska-Lincoln  
120 Veterinary Basic Science Building  
P. O. Box 830905  
Lincoln, NE 68583-0905  
<http://employment.unl.edu>

NEW YORK - Academic Anatomic Veterinary Diagnostic Pathologist (2 positions: one tenure-track, one non-tenure)  
Dr. Sean P. McDonough, Search Committee Chair  
c/o Ms. Sue Hawk  
Department of Biomedical Sciences  
College of Veterinary Medicine  
Cornell University  
T8004 Veterinary Research Tower, Box 17  
Ithaca, NY 14853-6401  
Phone: 607-253-4299  
e-mail: spm13@cornell.edu

OHIO - Veterinary Diagnostic Bacteriologist –Section Head  
Dr. Beverly Byrum, Laboratory Director  
Animal Disease Diagnostic Lab  
Ohio Department of Agriculture  
8995 East Main Street  
Reynoldsburg OH 43068  
Phone: 614-728-6220; FAX: 614-728-6310

OKLAHOMA - Veterinary Virologist  
Oklahoma Animal Disease Diagnostic Laboratory  
Oklahoma State University  
Stillwater, OK  
<http://vetmed.AcademicKeys.com/redirect.php?4436-VM99051206>

OKLAHOMA - Pathologist  
Oklahoma Animal Disease Diagnostic Laboratory  
Oklahoma State University  
Stillwater, OK  
<http://vetmed.AcademicKeys.com/redirect.php?4304-VM99051206>

PENNSYLVANIA - Veterinary Anatomic Pathologist  
Dr. Ronald P. Wilson  
Department of Comparative Medicine HO54  
College of Medicine  
Penn State Hershey Medical Center  
500 University Drive  
Hershey, PA 17033

PENNSYLVANIA - Veterinary Diagnostic Pathologist  
Dr. Arthur Hattel, Chair  
Veterinary Pathologist Search Committee  
Animal Diagnostic Laboratory  
Department of Veterinary and Biomedical Sciences  
The Pennsylvania State University  
University Park, PA. 16802.

TEXAS - Anatomic Pathologist  
Dr. Robert W. Sprowls, Resident Lab Director  
TVMDL  
P.O. Box 3200  
Amarillo, TX 79116-3200  
Tel: 806-353-7478 ; FAX: 806-359-0636  
e-mail: r-sprosls@tvmdl.tamu.edu  
<http://tvmdlweb.tamu.edu/>

UTAH - Assistant or Associate Professor  
JOB#: 2-121-05  
Search Committee Chair  
Utah State University  
5700 Old Main Hill  
Logan, UT 84322  
E-mail [tjbald@cc.usu.edu](mailto:tjbald@cc.usu.edu)

PENNSYLVANIA – Veterinary Diagnostic Pathologist  
Dr. Arthur Hattel, Chair  
Veterinary Pathologist Search Committee  
Animal Diagnostic Laboratory  
Department of Veterinary and Biomedical Sciences  
The Pennsylvania State University  
University Park, PA. 16802

WASHINGTON - Combined Microbiology Residency and PhD Training in Veterinary Microbiology  
Dr. Lindsay Oaks  
Department of Veterinary Microbiology and Pathology  
Washington State University  
PO Box 647040  
Pullman, WA 99164-7040  
Phone (509) 335-6044

WEST VIRGINIA - Director of Laboratory Services  
Dr. L. Joe Starcher, State Veterinarian Director, Animal Health Division  
West Virginia Department of Agriculture  
1900 Kanawha Blvd.  
East Charleston, WV 25305-0172  
Phone: 304-558-2214; FAX: 304-558-2231  
e-mail: [jstarcher@ag.state.wv.us](mailto:jstarcher@ag.state.wv.us)

WYOMING - Microbiologist/Research Molecular  
For more information, contact:  
William Wilson at (307) 766-3622 or  
Bobbie Bobango on (307) 766-3606.

WYOMING - Temporary Diagnostic Veterinary Pathologist (term immediately to July 2006)  
Donal O'Toole, Laboratory Director and Dept Head  
Wyoming State Veterinary Laboratory  
Department of Veterinary Sciences  
University of Wyoming  
1174 Snowy Range Road  
Laramie, Wyoming 82070  
Phone: 307-742-6638; FAX: 307-721-2051

# AAVLD FOUNDATION DONATION FORM



The AAVLD Foundation is a non-profit foundation, which aims to raise funds for the advancement of veterinary diagnostics through scholarship programs, guest lectures, seminars, awards and research programs. Contributions to the Foundation are tax-exempt (501(c)(3))

If you would like to become a Foundation donor, please fill out the form below and send with check, money order or VISA/MC information to: AAVLD Foundation, PO Box 1770, Davis, CA 95617  
(Payments must be made in US dollars and drawn on US Funds.)

Please accept this donation of \$\_\_\_\_\_ as an expression of support in promoting Veterinary Diagnostic Medicine for unrestricted use.

Please send me additional information on charitable gift or deferred gift annuity. \_\_\_\_\_

Please direct the funds from this gift to the following area(s):

AAVLD Meeting Travel Award for Trainee \$\_\_\_\_\_  
state specific discipline or not restricted \_\_\_\_\_

JVDI Best Manuscript award \$\_\_\_\_\_

Graduate Student Best Poster and Presentation Awards \$\_\_\_\_\_

Veterinary Student Externship in a Diagnostic Laboratory \$\_\_\_\_\_

Other (specify) \_\_\_\_\_ \$\_\_\_\_\_

Name: \_\_\_\_\_

Address: \_\_\_\_\_

City, State, Zip: \_\_\_\_\_

Phone Number: \_\_\_\_\_

Credit card payment information:

M/C  VISA  Card #: \_\_\_\_\_ Expiration date: \_\_\_\_\_

Signature: \_\_\_\_\_

This gift is in honor of: \_\_\_\_\_



# THE AMERICAN ASSOCIATION OF VETERINARY LABORATORY DIAGNOSTICIANS

PO Box 1770 • Davis, CA 95617-1770 • Phone: 530-754-9719 • Fax: 530-752-5680 • Website: www.aavld.org

## MEMBERSHIP APPLICATION 2006

**PAYMENTS FOR THE 2006 CALENDAR YEAR ARE DUE BY OCTOBER 1, 2005.**

Payments received after this date will not be guaranteed all six issues of JVDI or inclusion in the AAVLD membership directory.

Please complete all of the following fields. The information listed below will be used for both the AAVLD Membership Directory and JVDI mailing list. Thank you!

**NEW MEMBER:**       **RENEWING MEMBER:**

**Name/Degrees:** \_\_\_\_\_

**Address:** \_\_\_\_\_

**City:** \_\_\_\_\_ **State:** \_\_\_\_\_ **Zip or Postal Code:** \_\_\_\_\_

**Country:** \_\_\_\_\_ **Phone:** \_\_\_\_\_ **Fax:** \_\_\_\_\_

**Email:** \_\_\_\_\_ **Main Area of Interest:** \_\_\_\_\_

- |   |   |
|---|---|
| <input type="checkbox"/> <b>Full Membership (\$75.00)</b>       | <input type="checkbox"/> <b>**Retired Membership (\$25.00)</b>        |
| <input type="checkbox"/> <b>Resident Membership (\$25.00)</b>   | <input type="checkbox"/> <b>Graduate Student Membership (\$25.00)</b> |
| <input type="checkbox"/> <b>*Associate Membership (\$25.00)</b> |   |

Membership includes six issues of the Journal of Veterinary Diagnostic Investigation (JVDI), reduced registration fees to the annual meeting, access to the members-only portion of the AAVLD website, access to AAVLD discussion lists, three issues of the newsletter and a membership directory.

\* Associate Membership is limited to clerical & technical staff and does not include JVDI or voting rights.  
\*\*Retired Membership is limited to members who have been active in the association for a minimum of 10 years and who are retired from active professional life.

Please send payments to: AAVLD, PO Box 1770, Davis, CA 95617 USA

-Or-

Fax to: 530-752-5680

Payments must be made in US Dollars drawn on US funds by check, MasterCard, Visa, or international money order.

<b>Credit Card Payment Information:</b> <input type="checkbox"/> Visa <input type="checkbox"/> MasterCard  <b>Card No.</b> <input type="text"/> <input type="text"/> <input type="text"/> <input type="text"/> <input type="text"/> <input type="text"/> <input type="text"/> <input type="text"/> <input type="text"/> <input type="text"/> <input type="text"/> <input type="text"/> <b>Expiration Date</b> _____  <b>Name on Card:</b> _____ <b>Signature:</b> _____
---

**Foundation Donation:** \$ \_\_\_\_\_ USD

The AAVLD Foundation is a non-profit foundation that aims to raise funds for the advancement of veterinary diagnostics through scholarship programs, guest lectures, seminars, awards and research programs. Contributions to the Foundation are tax-exempt (501(c)(3)), and can be added to your membership dues.

Questions? Call 530-754-9719 or email: [areitz@cahfs.ucdavis.edu](mailto:areitz@cahfs.ucdavis.edu)